



# Hobart City Council

## 2007 election report

### Table of contents

- Local Government Elections in Tasmania
- Report on the 2007 Hobart City Council Election
- List of Councillors (Aldermen) following the 2007 elections
- Councillor (Aldermen) results
- Lord Mayor and Deputy Lord Mayor results
- Elector Poll results

## Local Government Elections in Tasmania

Every two years elections are held in all 29 municipal areas for the positions of mayor and deputy mayor and half the councillor positions. Where required, by-elections are held concurrently for vacancies that have occurred since the last elections.

The Tasmanian Electoral Commission (TEC) supervises the conduct of elections in accordance with the *Local Government Act 1993*. Elections by postal ballot have been held in 1994, 1996, 1999 (deferred from 1998), 2000, 2002, 2005 (deferred from 2004), and 2007 with the next elections due in October 2009.

Since 2000, mayors and deputy mayors have been elected directly by the electors in all municipal areas. Previously, in most councils, mayors and deputy mayors were elected by the councillors at the first meeting of a new council.

Candidate information booklets and complete election results for the state are available from the TEC and are posted on the TEC website [www.electoral.tas.gov.au](http://www.electoral.tas.gov.au).

### 2007 Election timetable

Notice of election published	Saturday 15 September
Electoral rolls closed	6 pm Thursday 20 September
Nomination period	17 September— 12 noon on 1 October
Nominations closed	12 noon Monday 1 October
Nominations announced & draw for ballot paper positions	12 noon Tuesday 2 October
Ballot material delivered to electors	16–19 October
Polling period	16–30 October
Close of poll	10 am Tuesday 30 October

### Casual vacancies

Casual vacancies are filled by recount where possible, unless the vacancy occurs within 6 months of a forthcoming election. Only unelected candidates from the relevant election may contest a recount. A candidate elected at a recount serves until the next council election. If a recount is not possible, a by-election is held—with the candidate elected to serve for the remainder of the term of office of the original councillor.

### Elector polls

A council may hold an elector poll on any issue it determines. It may also be required to hold an elector poll following petitions from electors in accordance with Part 6 of the Act. A council is not bound by the result of an elector poll.

### Electoral system

Voting in Tasmanian local government elections is not compulsory.

Elections for councillor positions are conducted using a system modelled on the Hare-Clark method of proportional representation used in Tasmanian House of Assembly elections.

Mayoral and deputy mayoral elections use a preferential system similar to that used for Tasmanian Legislative Council and federal House of Representatives elections.

## Report on the 2007 Hobart City Council Election

Elections were held for the positions of Lord Mayor and Deputy Lord Mayor for 2 year terms, and 6 Councillors (Aldermen) for 4 year terms. An elector poll was also conducted.

35 969 Hobart City electors were enrolled for the 2007 elections, comprising 34 495 (95.90%) from the State House of Assembly roll and 1474 (4.10%) from the General Manager's roll.

54.24% of Hobart City electors returned their ballot papers in comparison with 57.43% statewide.

### Candidates at the 2007 elections

<b>Lord Mayor</b>		<b>Councillors (Aldermen)</b>	
BRISCOE, Jeff	Hobart	★ ARCHER, Elise	Tolmans Hill
★ VALENTINE, Rob*	New Town	ARCHER, Lyn*	Sandy Bay
		★ BRISCOE, Jeff*	Hobart
		★ CHRISTIE, Ron*	North Hobart
		★ COCKER, Philip*	Dynnyrne
<b>Deputy Lord Mayor</b>		DONNELLY, Peter Charles	Sandy Bay
ARCHER, Lyn	Sandy Bay	FOLEY, Leo	Lenah Valley
BURNET, Helen	North Hobart	FORCE, Rod	Sandy Bay
CHRISTIE, Ron	North Hobart	★ HARVEY, Bill	Sandy Bay
HAYES, Eric	Sandy Bay	HAYES, Eric*	Sandy Bay
★ RUZICKA, Eva*	Fern Tree	PEREY, Elizabeth	Mount Stuart
ZUCCO, Marti	Geilston Bay	PETERSON, Corey	West Hobart
		★ RUZICKA, Eva*	Fern Tree
		SHEA, Mike	Battery Point
		SMITH, T J	Battery Point
		WINTER, Gary	Mount Nelson

★ denotes elected candidate  
\* denotes seeking re-election

### Hobart City Councillors (Aldermen) following the 2007 elections

<b>Lord Mayor</b>	<b>12 Councillors (Aldermen)</b>	
<i>term ends 2009</i>	<i>term ends 2011</i>	<i>term ends 2009</i>
VALENTINE, Rob	COCKER, Philip	VALENTINE, Rob
<b>Deputy Lord Mayor</b>	RUZICKA, Eva	BURNET, Helen
<i>term ends 2009</i>	BRISCOE, Jeff	SEXTON, Peter
RUZICKA, Eva	ARCHER, Elise	FREEMAN, John
	HARVEY, Bill	ZUCCO, Marti
	CHRISTIE, Ron	HAIGH, Darlene

# Hobart City Council - 2007 Councillor election

Polling closed at 10am 30 October 2007

Electors enrolled: 35969

Number to be elected: 6

Declarations returned: 19509

Returning Officer: Ms Maree Ward

Response: 54.24%

Count	Archer E	Archer L	Briscoe	Christie	Cocker	Donnelly	Foley	Force	Harvey	Hayes	Perey
1	1 372.00	1 192.00	2 554.00	1 141.00	3 434.00	602.00	1 062.00	590.00	606.00	1 119.00	408.00
2	6.52	8.77	21.83	7.65	- 773.00	6.30	9.67	5.62	606.42	5.40	35.79
3	1 378.52	1 200.77	2 575.83	1 148.65	2 661.00	608.30	1 071.67	595.62	1 212.42	1 124.40	443.79
4	83.29	72.39	103.33	69.67		25.10	39.89	27.05	40.28	76.67	43.20
5 to 8	1 461.81	1 273.16	2 679.16	1 218.32	2 661.00	633.40	1 111.56	622.67	1 252.70	1 201.07	486.99
9 to 12	1.81	2.63	- 18.16	3.76		0.88	1.29	0.58	1.53	2.08	1.36
13 to 16	1 463.62	1 275.79	2 661.00	1 222.08	2 661.00	634.28	1 112.85	623.25	1 254.23	1 203.15	488.35
17 to 20	15.22	20.80		23.34		17.42	9.80	13.38	18.45	14.99	13.89
21 to 24	1 478.84	1 296.59	2 661.00	1 245.42	2 661.00	651.70	1 122.65	636.63	1 272.68	1 218.14	502.24
25 to 28	38.87	21.80		20.36		17.83	24.97	19.03	28.67	18.87	17.45
29 to 32	1 517.71	1 318.39	2 661.00	1 265.78	2 661.00	669.53	1 147.62	655.66	1 301.35	1 237.01	519.69
33 to 36	42.88	50.16		42.78		40.28	44.81	48.42	51.68	32.71	26.05
37	1 560.59	1 368.55	2 661.00	1 308.56	2 661.00	709.81	1 192.43	704.08	1 353.03	1 269.72	545.74
38 to 40	80.95	42.58		22.32		17.19	21.45	18.48	172.75	18.62	- 545.74
41	1 641.54	1 411.13	2 661.00	1 330.88	2 661.00	727.00	1 213.88	722.56	1 525.78	1 288.34	0.00
42	144.22	75.79		106.73		93.27	94.11	- 722.56	64.36	80.30	
	1 785.76	1 486.92	2 661.00	1 437.61	2 661.00	820.27	1 307.99	0.00	1 590.14	1 368.64	
	113.58	123.09		132.27		- 820.27	126.59		84.17	171.74	
	1 899.34	1 610.01	2 661.00	1 569.88	2 661.00	0.00	1 434.58		1 674.31	1 540.38	
	63.92	43.65		59.11			95.74		549.50	59.64	
	1 963.26	1 653.66	2 661.00	1 628.99	2 661.00		1 530.32		2 223.81	1 600.02	
	294.96	288.00		355.80			-1 530.32		281.03	257.80	
	2 258.22	1 941.66	2 661.00	1 984.79	2 661.00		0.00		2 504.84	1 857.82	
	434.00	538.00		514.00					169.00	-1 732.00	
	2 692.22	2 479.66	2 661.00	2 498.79	2 661.00				2 673.84	125.82	
		56.40		52.08						- 125.82	
	2 692.22	2 536.06	2 661.00	2 550.87	2 661.00				2 673.84	0.00	
	- 31.22	16.61		11.14							
	2 661.00	2 552.67	2 661.00	2 562.01	2 661.00				2 673.84		
		5.31		4.93					- 12.84		
	2 661.00	2 557.98	2 661.00	2 566.94	2 661.00				2 661.00		

Declarations rejected: 295

Ballot paper adjustment: 6

Formal Votes: 18623

Declarations admitted: 19214

Total ballot papers: 19208

Informal ballot papers: 585

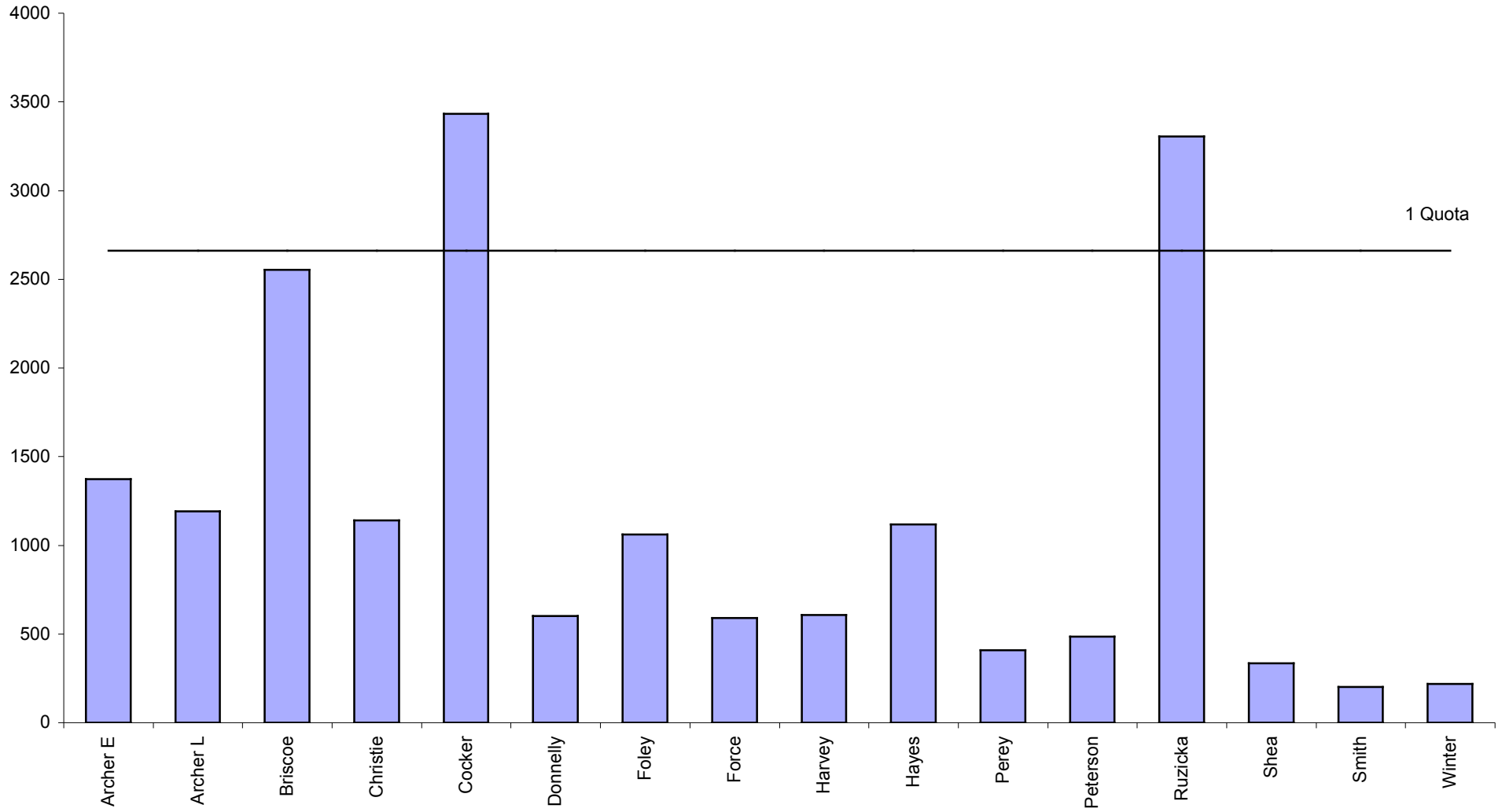
Rejection rate: 1.51%

Informality rate: 3.05%

Quota = 2661

Peterson	Ruzicka	Shea	Smith	Winter	Votes Exhausted	Loss (Gain) by Fraction	Total Votes	Remarks
484.00	3 304.00	335.00	202.00	218.00			18 623.00	<b>Cocker elected 1, Ruzicka elected 2</b>
41.86		8.10	4.27	4.72		0.08		Cocker's surplus distributed
525.86	3 304.00	343.10	206.27	222.72		0.08	18 623.00	
22.76	- 643.00	17.12	8.75	13.42		0.08		Ruzicka's surplus distributed
548.62	2 661.00	360.22	215.02	236.14		0.16	18 623.00	<b>Briscoe elected 3</b>
0.68		0.44	0.41	0.64		0.07		Briscoe's surplus distributed
549.30	2 661.00	360.66	215.43	236.78		0.23	18 623.00	
12.16		26.86	- 215.43	29.00		0.12		Smith excluded
561.46	2 661.00	387.52	0.00	265.78		0.35	18 623.00	
19.16		38.68		- 265.78		0.09		Winter excluded
580.62	2 661.00	426.20		0.00		0.44	18 623.00	
46.35		- 426.20				0.08		Shea excluded
626.97	2 661.00	0.00				0.52	18 623.00	
151.14					0.19	0.07		Perey excluded
778.11	2 661.00				0.19	0.59	18 623.00	
60.10					3.64	0.04		Force excluded
838.21	2 661.00				3.83	0.63	18 623.00	
61.38					7.41	0.04		Donnelly excluded
899.59	2 661.00				11.24	0.67	18 623.00	
- 899.59					28.02	0.01		Peterson excluded
0.00	2 661.00				39.26	0.68	18 623.00	
					52.75	- 0.02		Foley excluded
	2 661.00				92.01	0.66	18 623.00	
					77.00	0.00		Hayes part excluded
	2 661.00				169.01	0.66	18 623.00	<b>Archer E elected 4, Harvey elected 5,</b>
					17.45	- 0.11		Hayes excluded
	2 661.00				186.46	0.55	18 623.00	
					3.45	0.02		Archer E's surplus distributed
	2 661.00				189.91	0.57	18 623.00	
					2.58	0.02		Harvey's surplus distributed
	2 661.00				192.49	0.59	18 623.00	<b>Christie elected 6</b>

### 2007 Hobart City Councillor election - first preferences



# Hobart City Council

Polling closed at 10am 30 October 2007

Returning Officer: Ms Maree Ward

## Lord Mayor

Declarations admitted: 19214

Ballot paper adjustment: 9

Total ballot papers: 19205

Formal Votes: 19017

Informal ballot papers: 188

Informality rate: 0.98%

		Candidates		Total Votes	Absolute Majority	Remarks
		BRISCOE	VALENTINE			
Count 1	First Preferences	5 377	13 640	19 017	9 510	<b>VALENTINE elected</b>

# Deputy Lord Mayor

Declarations admitted: 19214

Formal Votes: 18972

Ballot paper adjustment: 9

Informal ballot papers: 233

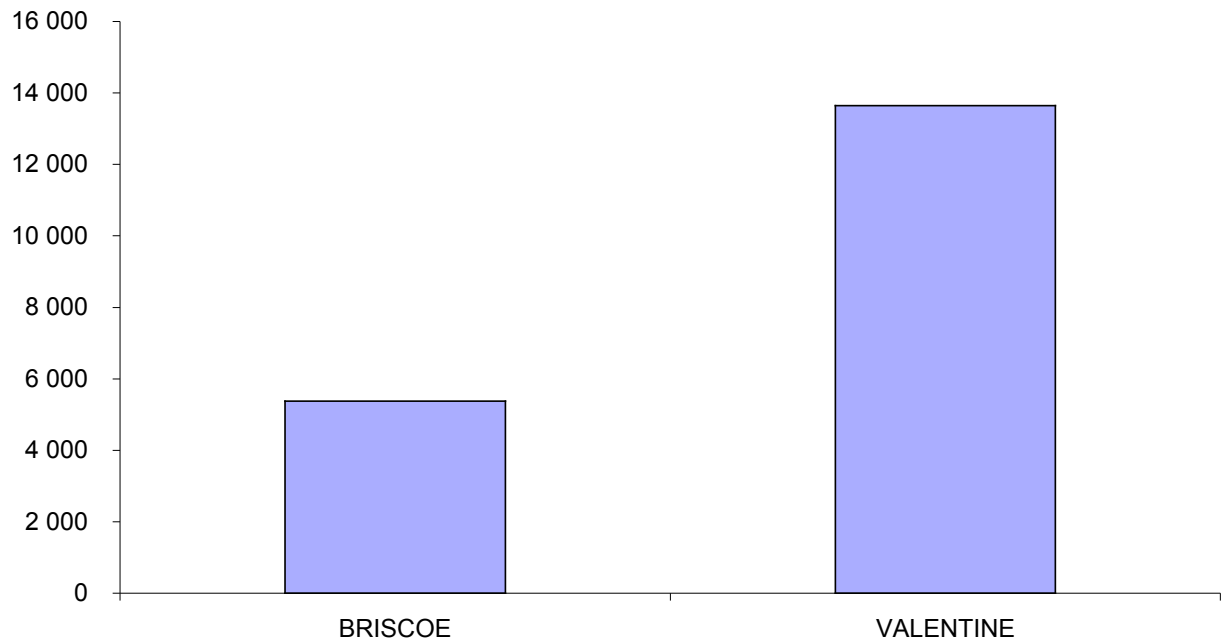
Total ballot papers: 19205

Informality rate: 1.21%

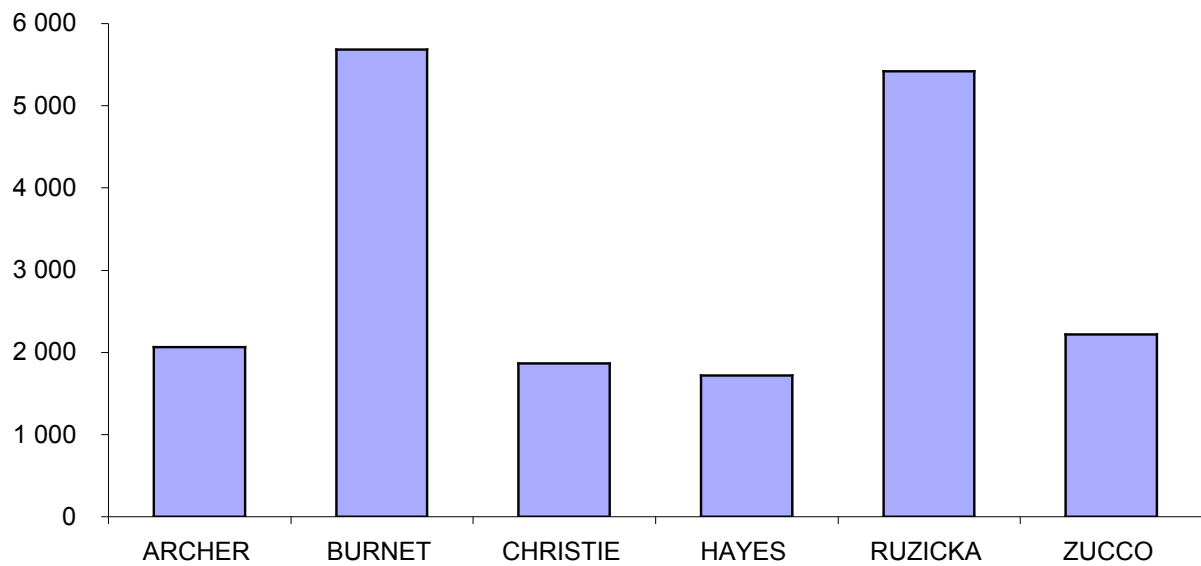
		Candidates						Votes Exhausted	Total Votes	Absolute Majority	Remarks
		ARCHER	BURNET	CHRISTIE	HAYES	RUZICKA	ZUCCO				
Count 1	Progress Total	2 060	5 687	1 868	1 722	5 419	2 216		18 972	9 487	First Preferences
Count 2	Votes transferred	348	161	367	-1 722	412	224	210			Hayes excluded
	Progress Total	2 408	5 848	2 235	0	5 831	2 440	210	18 972	9 382	
Count 3	Votes transferred	616	374	-2 235		571	436	238			Christie excluded
	Progress Total	3 024	6 222	0		6 402	2 876	448	18 972	9 263	
Count 4	Votes transferred	1 011	500			998	-2 876	367			Zucco excluded
	Progress Total	4 035	6 722			7 400	0	815	18 972	9 079	
Count 5	Votes transferred	-4 035	1 424			2 199		412			Archer excluded
	Progress Total	0	8 146			9 599		1 227	18 972	8 873	<b>Ruzicka elected</b>



### 2007 Hobart City Lord Mayor election - first preferences



### 2007 Hobart City Deputy Lord Mayor election - first preferences



## Result of Elector Poll

Hobart City Council conducted an elector poll concurrently with the 2007 council elections.

Electors were asked:

Do you agree with the process used to assess the proposed pulp mill in the Tamar Valley?

Votes received were as follows:

<b>Yes</b>	4 320	24.11%
<b>No</b>	13 601	75.89%
Informal Ballot Papers	1 294	
<b>Total</b>	19 205	

Do you agree with the type of pulp manufacture proposed?

Votes received were as follows:

<b>Yes</b>	5 853	33.23%
<b>No</b>	11 758	66.77%
Informal Ballot Papers	1 594	
<b>Total</b>	19 205	

Do you agree with location of a pulp mill of the proposed type in the Tamar Valley?

Votes received were as follows:

<b>Yes</b>	4 282	24.05%
<b>No</b>	13 525	75.95%
Informal Ballot Papers	1 398	
<b>Total</b>	19 205	