



Clarence City Council 2009 election report

Table of contents

- Local Government Elections in Tasmania
- Report on the 2009 Clarence City Council Election
- List of Councillors (Aldermen) following the 2009 elections
- Councillor (Aldermen) results
- Mayor and Deputy Mayor results
- Recount results

Local Government Elections in Tasmania

Every two years elections are held in all 29 municipal areas for the positions of mayor and deputy mayor and half the councillor positions. Where required, by-elections are held concurrently for vacancies that have occurred since the last elections. In 2009, 27 elections were held in September/October, with the Break O'Day and Glamorgan-Spring Bay elections being postponed while an investigation into a proposed voluntary merger between them took place. These elections were then held in November/December.

The Tasmanian Electoral Commission (TEC) supervises the conduct of elections in accordance with the *Local Government Act 1993*. Elections by postal ballot have been held in 1994, 1996, 1999 (deferred from 1998), 2000, 2002, 2005 (deferred from 2004), 2007 and 2009 with the next elections due in October 2011.

Since 2000, mayors and deputy mayors have been elected directly by the electors in all municipal areas. Previously, in most councils, mayors and deputy mayors were elected by the councillors at the first meeting of a new council.

Candidate information booklets and complete election results for the state are available from the TEC and are posted on the TEC website www.tec.tas.gov.au.

2009 Election timetable

Notice of election published	Saturday 12 September
Electoral rolls closed	6 pm Thursday 17 September
Nomination period	14 September–12 noon on 28 September
Nominations closed	12 noon Monday 28 September
Nominations announced & draw for ballot paper positions	12 noon Tuesday 29 September
Ballot material delivered to electors	13–16 October
Polling period	13–27 October
Close of poll	10 am Tuesday 27 October

Casual vacancies

Casual vacancies are filled by recount where possible, unless the vacancy occurs within 6 months of a forthcoming election. Only unelected candidates from the relevant election may contest a recount. A candidate elected at a recount serves until the next council election. If a recount is not possible, a by-election is held—with the candidate elected to serve for the remainder of the term of office of the original councillor.

Elector polls

A council may hold an elector poll on any issue it determines. It may also be required to hold an elector poll following petitions from electors in accordance with Part 6 of the Act. A council is not bound by the result of an elector poll.

Electoral system

Voting in Tasmanian local government elections is not compulsory.

Elections for councillor positions are conducted using a system modelled on the Hare-Clark method of proportional representation used in Tasmanian House of Assembly elections.

Mayoral and deputy mayoral elections use a preferential system similar to that used for Tasmanian Legislative Council and federal House of Representatives elections.

Report on the 2009 Clarence City Council Election

Elections were held for the positions of Mayor and Deputy Mayor for 2 year terms, and 6 Councillors (Aldermen) for 4 year terms.

38 237 Clarence City electors were enrolled for the 2009 elections, comprising 37 842 (98.97%) from the State House of Assembly roll and 395 (1.03%) from the General Manager's roll.

50.56% of Clarence City electors returned their ballot papers in comparison with 55.54% statewide.

Recounts

A recount was conducted on 29 July 2008, to fill a vacancy for Councillor (Alderman) on the Clarence City Council following the resignation of Brendan Blomeley on 16 July 2008. Eight unelected candidates from the 2005 Clarence City Council election contested the recount. Full details are provided on the back page.

Candidates at the 2009 elections

Mayor		Councillors (Aldermen)	
★ CAMPBELL, Jock*	Sandford	BAHRFELDT, Max	Lindisfarne
JONES, Nigel	Geilston Bay	BARBER, Alex	Oakdowns
		★ CAMPBELL, Jock*	Sandford
		★ CHIPMAN, Doug*	Bellerive
		★ CHONG, Heather	Campania
Deputy Mayor		EVANS, Beverley*	Lenah Valley
★ CHIPMAN, Doug*	Bellerive	EVANS, Rod	Lindisfarne
EVANS, Beverley	Lenah Valley	JACKSON, David Lawrence	Bellerive
McFARLANE, Kay	Clarendon Vale	JONES, Nigel	Geilston Bay
PEERS, John	Rose Bay	KEANE, Greg	Rokeby
		★ McFARLANE, Kay*	Clarendon Vale
		★ McMANUS, Martin*	Lindisfarne
		★ MULDER, Tony*	Bellerive
		SILVER, Dean	Howrah
		SNOWDEN, Dianne Maree	Richmond
		WALKER, James	Lindisfarne
		WILLINK, Hans	Acton Park

★ denotes elected candidate

* denotes seeking re-election

Clarence City Councillors (Aldermen) following the 2009 elections

Mayor

term ends 2011

CAMPBELL, Jock

Deputy Mayor

term ends 2011

CHIPMAN, Doug

12 Councillors (Aldermen)

term ends 2013

CAMPBELL, Jock

CHIPMAN, Doug

McFARLANE, Kay

McMANUS, Martin

MULDER, Tony

CHONG, Heather

term ends 2011

JAMES, Richard

PEERS, John

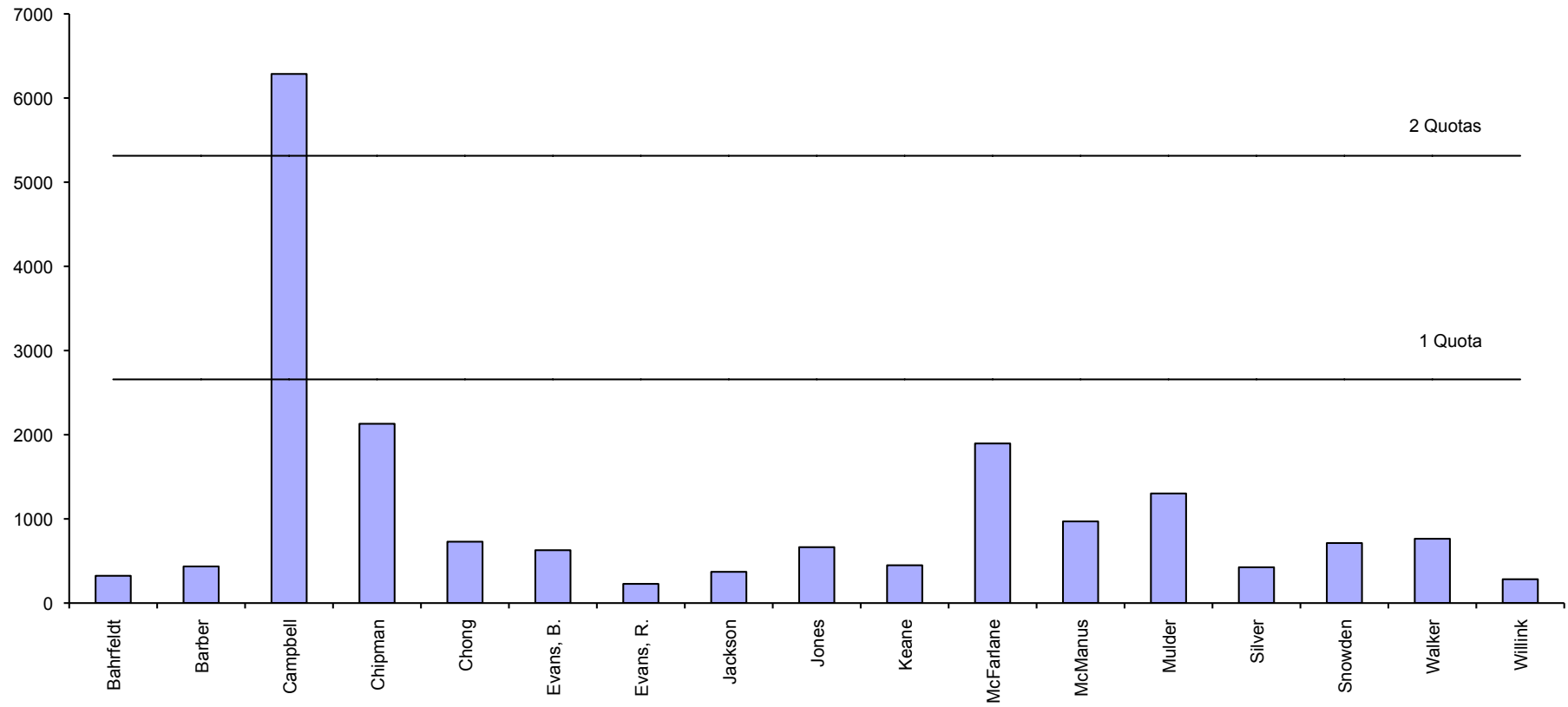
COOPER, Peter

CUSICK, Don

von BERTOUCHE, Sharyn

TRAYNOR, David

2009 Clarence City Councillor election - first preferences



Clarence City Council - 2009 Councillor election

Polling closed at 10am 27 October 2009

Electors enrolled: 38 237

Number to be elected: 6

Declarations returned: 19 331

Returning Officer: Ms Maree Ward

Response: 50.56%

Count	Bahrfeldt	Barber	Campbell	Chipman	Chong	Evans, B.	Evans, R.	Jackson	Jones	Keane	McFarlane
1	324.00	435.00	6 286.00	2 130.00	729.00	628.00	228.00	371.00	664.00	449.00	1 896.00
2	31.75	43.29	-3 629.00	1 841.05	114.88	209.56	39.83	60.61	263.83	49.64	230.92
	355.75	478.29	2 657.00	3 971.05	843.88	837.56	267.83	431.61	927.83	498.64	2 126.92
3	11.94	25.95		-1 314.05	104.25	185.01	18.95	63.45	93.12	33.78	114.13
	367.69	504.24	2 657.00	2 657.00	948.13	1 022.57	286.78	495.06	1 020.95	532.42	2 241.05
4 to 6	26.39	6.11			15.14	40.04	- 286.78	21.94	19.25	16.94	31.94
	394.08	510.35	2 657.00	2 657.00	963.27	1 062.61	0.00	517.00	1 040.20	549.36	2 272.99
7 to 9	13.73	18.45			41.15	21.11		26.68	29.02	14.11	24.77
	407.81	528.80	2 657.00	2 657.00	1 004.42	1 083.72		543.68	1 069.22	563.47	2 297.76
10 to 12	- 407.81	22.70			28.36	20.45		11.38	28.28	18.80	156.38
	0.00	551.50	2 657.00	2 657.00	1 032.78	1 104.17		555.06	1 097.50	582.27	2 454.14
13 to 15		- 551.50			58.78	45.18		50.35	38.42	37.84	42.52
		0.00	2 657.00	2 657.00	1 091.56	1 149.35		605.41	1 135.92	620.11	2 496.66
16 to 18					43.06	53.86		46.10	49.73	57.64	41.58
			2 657.00	2 657.00	1 134.62	1 203.21		651.51	1 185.65	677.75	2 538.24
19 to 21					50.45	72.40		- 651.51	65.92	63.03	46.83
			2 657.00	2 657.00	1 185.07	1 275.61		0.00	1 251.57	740.78	2 585.07
22					84.00	67.00			97.00	- 619.00	82.00
			2 657.00	2 657.00	1 269.07	1 342.61			1 348.57	121.78	2 667.07
23 to 24					19.20	16.15			12.44	- 121.78	
			2 657.00	2 657.00	1 288.27	1 358.76			1 361.01	0.00	2 667.07
25					1.59	1.47			0.98		- 10.07
			2 657.00	2 657.00	1 289.86	1 360.23			1 361.99		2 657.00
26 to 29					333.46	172.10			133.53		
			2 657.00	2 657.00	1 623.32	1 532.33			1 495.52		2 657.00
30 to 32					290.46	197.73			218.82		
			2 657.00	2 657.00	1 913.78	1 730.06			1 714.34		2 657.00
33					0.73	0.24			0.24		
			2 657.00	2 657.00	1 914.51	1 730.30			1 714.58		2 657.00
34					4.75	3.69			3.43		
			2 657.00	2 657.00	1 919.26	1 733.99			1 718.01		2 657.00
35					350.00	376.00			- 1 244.00		
			2 657.00	2 657.00	2 269.26	2 109.99			474.01		2 657.00
36 to 39					145.81	269.52			- 474.01		
			2 657.00	2 657.00	2 415.07	2 379.51			0.00		2 657.00
40					78.25	105.96					
			2 657.00	2 657.00	2 493.32	2 485.47					2 657.00

Declarations rejected: 126
 Declarations admitted: 19 205
 Rejection rate: 0.65%

Ballot paper adjustment: 25
 Total ballot papers: 19 180

Formal Votes: 18 597
 Informal ballot papers: 583
 Informality rate: 3.04%
 Quota: 2 657

McManus	Mulder	Silver	Snowden	Walker	Willink	Votes Exhausted	Loss (Gain) by Fraction	Total Votes	Remarks
970.00	1 302.00	425.00	713.00	764.00	283.00			18 597.00	Campbell elected 1
282.88	210.14	54.84	69.85	90.06	35.79		0.08		Campbell's surplus distributed
1 252.88	1 512.14	479.84	782.85	854.06	318.79		0.08	18 597.00	Chipman elected 2
291.32	189.13	31.31	37.08	74.99	39.55		0.09		Chipman's surplus distributed
1 544.20	1 701.27	511.15	819.93	929.05	358.34		0.17	18 597.00	
40.14	14.80	14.71	8.98	17.55	12.73		0.12		Evans, R. excluded
1 584.34	1 716.07	525.86	828.91	946.60	371.07		0.29	18 597.00	
46.51	61.51	12.21	19.70	42.00	- 371.07		0.12		Willink excluded
1 630.85	1 777.58	538.07	848.61	988.60	0.00		0.41	18 597.00	
49.83	8.56	16.57	18.12	28.29			0.09		Bahrfeldt excluded
1 680.68	1 786.14	554.64	866.73	1 016.89			0.50	18 597.00	
75.35	51.58	44.52	48.01	58.89			0.06		Barber excluded
1 756.03	1 837.72	599.16	914.74	1 075.78			0.56	18 597.00	
126.14	69.93	- 599.16	49.93	61.16			0.03		Silver excluded
1 882.17	1 907.65	0.00	964.67	1 136.94			0.59	18 597.00	
138.54	97.78		38.07	73.46		5.00	0.03		Jackson excluded
2 020.71	2 005.43		1 002.74	1 210.40		5.00	0.62	18 597.00	
97.00	57.00		53.00	77.00		5.00	0.00		Keane part excluded
2 117.71	2 062.43		1 055.74	1 287.40		10.00	0.62	18 597.00	McFarlane elected 3
29.01	16.40		8.41	18.46		1.73	- 0.02		Keane excluded
2 146.72	2 078.83		1 064.15	1 305.86		11.73	0.60	18 597.00	
1.10	0.85		2.45	1.35		0.24	0.04		McFarlane's surplus distributed
2 147.82	2 079.68		1 066.60	1 307.21		11.97	0.64	18 597.00	
160.19	107.88		-1 066.60	141.06		18.36	0.02		Snowden excluded
2 308.01	2 187.56		0.00	1 448.27		30.33	0.66	18 597.00	
370.39	290.35			-1 446.56		78.83	- 0.02		Walker part excluded
2 678.40	2 477.91			1.71		109.16	0.64	18 597.00	McManus elected 4
	0.12			- 1.71		0.36	0.02		Walker excluded
2 678.40	2 478.03			0.00		109.52	0.66	18 597.00	
- 21.40	5.01					4.49	0.03		McManus' surplus distributed
2 657.00	2 483.04					114.01	0.69	18 597.00	
	381.00					137.00	0.00		Jones part excluded
2 657.00	2 864.04					251.01	0.69	18 597.00	Mulder elected 5
						58.74	- 0.06		Jones excluded
2 657.00	2 864.04					309.75	0.63	18 597.00	
	- 207.04					22.82	0.01		Mulder's surplus distributed
2 657.00	2 657.00					332.57	0.64	18 597.00	Chong elected 6

Clarence City Council

Polling closed at 10am 27 October 2009

Returning Officer: Ms Maree Ward

Mayor

Declarations admitted: 19205

Formal Votes: 18867

Ballot paper adjustment: 25

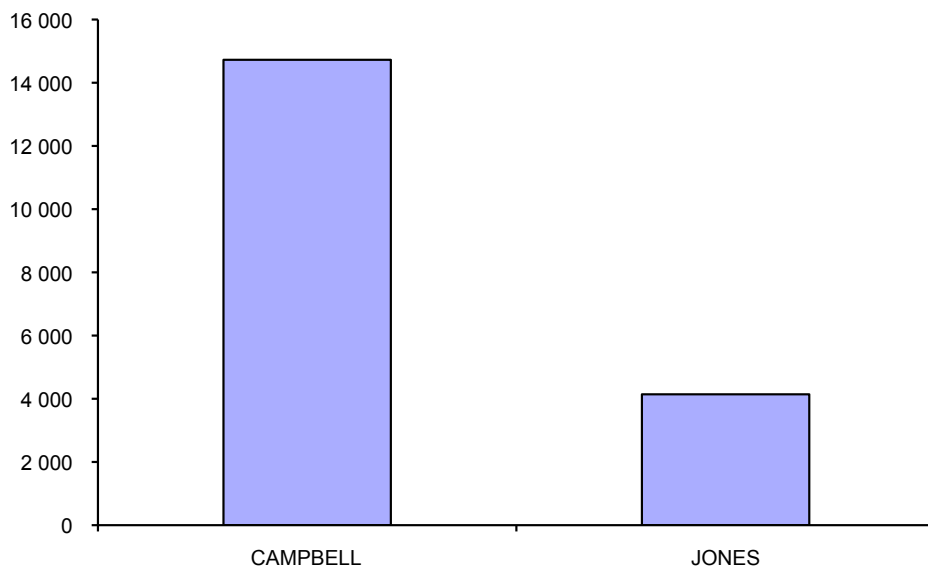
Informal ballot papers: 313

Total ballot papers: 19180

Informality rate: 1.63%

		Candidates		Total Votes	Absolute Majority	Remarks
		CAMPBELL	JONES			
Count 1	First Preferences	14 726	4 141	18 867	9 434	CAMPBELL elected

2009 Clarence City Mayor election - first preferences



Clarence City Council

Polling closed at 10am 27 October 2009

Returning Officer: Ms Maree Ward

Deputy Mayor

Declarations admitted: 19205

Formal Votes: 18932

Ballot paper adjustment: 26

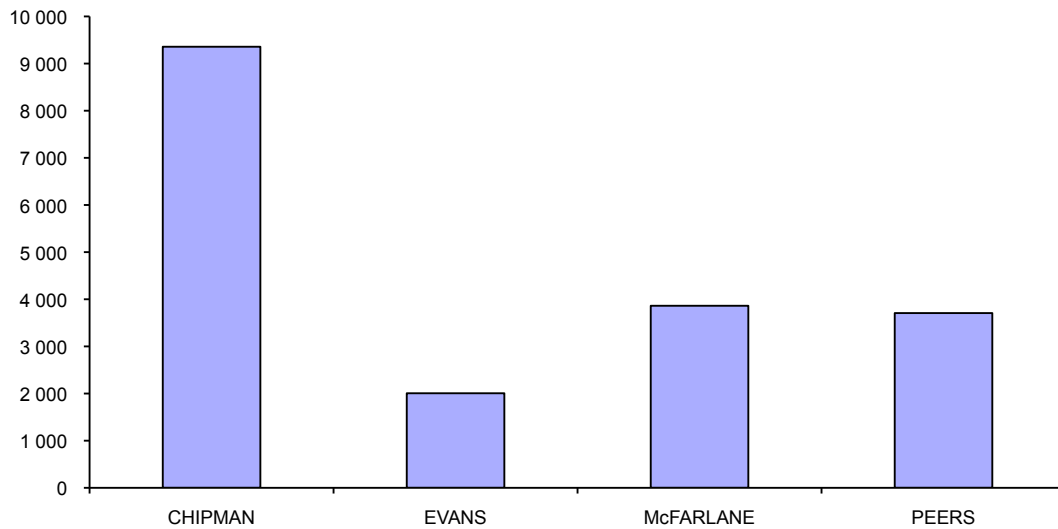
Informal ballot papers: 247

Total ballot papers: 19179

Informality rate: 1.29%

		Candidates				Votes Exhausted	Total Votes	Absolute Majority	Remarks
		CHIPMAN	EVANS	McFARLANE	PEERS				
Count 1	Progress Total	9 357	2 006	3 862	3 707	0	18 932	9 467	First preferences
Count 2	Votes transferred	599	-2 006	807	398	202			Evans excluded
	Progress Total	9 956	0	4 669	4 105	202	18 932	9 366	Chipman elected

2009 Clarence City Deputy Mayor election - first preferences



Clarence City Council Recount

Recount due to resignation of Brendan Blomeley

29 July 2008

Candidates

		CANNOCK Barry	EDWARDS Peter	EVANS Beverley	EVANS Rodney	FIGG Michael	JACKSON David	KEANE Greg	LE SAGE Lance	Exhausted Votes	Lost by fraction	Total Votes	Absolute majority	Remarks
Counts 1 to 5	Total	242.84	323.41	708.68	181.48	233.49	277.91	200.97	88.98	22.06	0.18	2 280.00	1 128.89	Distribution of BLOMELEY
Counts 6 to 10	Votes transferred	12.03	7.12	17.84	11.27	12.67	16.36	6.93	- 88.98	4.72	0.04			Le SAGE excluded
	Progress total	254.87	330.53	726.52	192.75	246.16	294.27	207.90	0.00	26.78	0.22	2 280.00	1 126.51	
Counts 11 to 15	Votes transferred	27.22	35.97	47.14	- 192.75	22.37	14.84	29.03		16.14	0.04			EVANS, Rodney excluded
	Progress total	282.09	366.50	773.66	0.00	268.53	309.11	236.93		42.92	0.26	2 280.00	1 118.42	
Counts 16 to 20	Votes transferred	29.12	45.63	62.94		46.95	37.21	- 236.93		15.02	0.06			KEANE excluded
	Progress total	311.21	412.13	836.60		315.48	346.32	0.00		57.94	0.32	2 280.00	1 110.88	
Counts 21 to 25	Votes transferred	- 311.21	92.03	76.04		57.33	51.38			34.37	0.06			CANNOCK excluded
	Progress total	0.00	504.16	912.64		372.81	397.70			92.31	0.38	2 280.00	1 093.66	
Counts 26 to 30	Votes transferred		109.35	97.04		- 372.81	112.07			54.33	0.02			FIGG excluded
	Progress total		613.51	1 009.68		0.00	509.77			146.64	0.40	2 280.00	1 066.49	
Counts 31 to 35	Votes transferred		246.03	169.26			- 509.77			94.52	- 0.04			JACKSON excluded
	Progress total		859.54	1 178.94			0.00			241.16	0.36	2 280.00	1 019.25	EVANS, Beverley elected