



# Burnie City Council

## 2014 election report

### Table of contents

- Local Government Elections in Tasmania
- Report on the 2014 Burnie City Council Election
- List of Councillors (Aldermen) following the 2014 elections
- Councillor (Aldermen) results
- Mayor and Deputy Mayor results
- Recount results



## Local Government Elections in Tasmania

Tasmania's local government elections were held in September-October 2014. These were the first all-in, all-out elections conducted since the enactment on 20 June 2013 of the *Local Government Amendment (Elections) Act 2013* and the making of the *Local Government (Number of Councillors) Order 2013*, the *Local Government (Number of Councillors) Order 2014* and the *Local Government (Elections) Order 2013*.

The effect of these was to defer the elections, originally scheduled for 2013, until 2014 when all councillors and aldermen, and mayors and deputy mayors, would be elected for a four year term ending in 2018. The terms of office of councillors elected in both 2009 and 2011 ended in 2014.

There was also a reduction in the number of councillors or aldermen to be elected to nine councils in 2014 (see statewide *Local government election report 2014* for further details).

The Tasmanian Electoral Commission (TEC) supervises the conduct of elections in accordance with the *Local Government Act 1993*. Elections by postal ballot have been held approximately biennially since 1994, with the next quadrennial elections due in October 2018.

Candidate information booklets and complete election results for the state are available from the TEC and are posted on the TEC website [www.tec.tas.gov.au](http://www.tec.tas.gov.au).

### 2014 Election timetable

|                                      |                              |
|--------------------------------------|------------------------------|
| Notice of election published         | Saturday 13 September        |
| Nominations opened                   | 9am Monday 15 September      |
| Electoral rolls closed               | 6 pm Thursday 18 September   |
| Nominations closed                   | 12 noon Monday 29 September  |
| Nominations announced                | 12 noon Tuesday 30 September |
| Ballot material received by electors | 14–17 October                |
| Polling period                       | 14–28 October                |
| Close of poll                        | 10 am Tuesday 28 October     |

### Casual vacancies for councillor/alderman

Casual vacancies are filled by recount where possible, unless the vacancy occurs within 6 months of a forthcoming election. Only unelected candidates from the relevant election may contest a recount. If a recount is not possible, a by-election is held. A candidate elected at a recount or by-election serves until the next council election.

### Elector polls

A council may hold an elector poll on any issue it determines. It may also be required to hold an elector poll following petitions from electors in accordance with Part 6 of the Act. A council is not bound by the result of an elector poll.

### Electoral system

Voting in Tasmanian local government elections is not compulsory.

Elections for councillor positions are conducted using a system modelled on the Hare-Clark method of proportional representation used in Tasmanian House of Assembly elections.

Mayoral and deputy mayoral elections use a preferential system similar to that used for Tasmanian Legislative Council and federal House of Representatives elections.

## **Report on the 2014 Burnie City Council Election**

Elections were held for the positions of Mayor, Deputy Mayor and 9 Councillors (Aldermen), all for 4 year terms.

14 002 Burnie City electors were enrolled for the 2014 elections, comprising 13 908 (99.33%) from the State House of Assembly roll and 94 (0.67%) from the General Manager's roll.

59.82% of Burnie City electors returned their ballot papers in comparison with 54.58% statewide.

### **Recounts**

A recount was conducted on 17 February 2014, to fill a vacancy for Councillor (Alderman) on the Burnie City Council following the resignation of Malcolm Ryan on 31 January 2014. Four unelected candidates from the 2009 Burnie City Council election contested the recount. An abstract of the count is at the back of this report.

### **Burnie City Councillors (Aldermen) following the 2014 elections**

#### **Mayor**

DOW, Anita

#### **Deputy Mayor**

BOYD, Alwyn

#### **9 Councillors (Aldermen)**

DOW, Anita

KONS, Steven

BOYD, Alwyn

BRUMBY, Teeny

FRENCH, Sandra

DORSEY, Ken

BENTLEY, Robert

BLAKE, Ron

LYNCH, Chris

## The candidates

### Burnie City Council

enrolment 14 002

#### Mayor

4 candidates

|                 |               |
|-----------------|---------------|
| BENTLEY, Robert | Mooreville    |
| DORSEY, Ken     | Park Grove    |
| DOW, Anita *    | Sulphur Creek |
| KONS, Steven ^  | Burnie        |

#### Deputy Mayor

6 candidates

|                  |              |
|------------------|--------------|
| ALTIMIRA, Jim    | Upper Natone |
| ANDERSON, Mick   | Upper Burnie |
| BLAKE, Ron       | Montello     |
| BOYD, Alwyn *    | Montello     |
| FRENCH, Sandra ^ | Burnie       |
| GREEN, Steve     | Stowport     |

#### Councillor (Alderman)

15 candidates

|                    |                |
|--------------------|----------------|
| ALTIMIRA, Jim ^    | Upper Natone   |
| ANDERSON, Mick     | Upper Burnie   |
| BENTLEY, Robert *^ | Mooreville     |
| BLAKE, Ron *^      | Montello       |
| BOYD, Alwyn *^     | Montello       |
| BRUMBY, Teeny *    | Montello       |
| DORSEY, Ken *      | Park Grove     |
| DOW, Anita *^      | Sulphur Creek  |
| FISHWICK, Mark     | Park Grove     |
| FRENCH, Sandra *^  | Burnie         |
| GREEN, Steve ^     | Stowport       |
| KEYGAN, Amina      | Havenview      |
| KONS, Steven *^    | Burnie         |
| LYNCH, Chris *     | Upper Burnie   |
| SMITH, Eric        | Shorewell Park |

\* denotes elected candidate

^ denotes seeking re-election

# Burnie City Council - 2014 Councillor election

Polling closed at 10am 28 October 2014

Electors enrolled: 14 002

Declarations rejected: 170

Number to be elected: 9

Declarations returned: 8 376

Declarations admitted: 8 206

Returning Officer: Ngaire Edwards

Response rate: 59.82%

Rejection rate: 2.03%

| Count    | ALTMIRA  | ANDERSON | BENTLEY | BLAKE   | BOYD     | BRUMBY  | DORSEY  | DOW       | FISHWICK | FRENCH  |
|----------|----------|----------|---------|---------|----------|---------|---------|-----------|----------|---------|
| 1        | 148.00   | 260.00   | 402.00  | 274.00  | 778.00   | 621.00  | 519.00  | 1966.00   | 144.00   | 253.00  |
| 2        | 53.05    | 42.32    | 107.30  | 104.32  | 254.54   | 152.01  | 70.34   | - 1172.00 | 34.57    | 168.70  |
|          | 201.05   | 302.32   | 509.30  | 378.32  | 1032.54  | 773.01  | 589.34  | 794.00    | 178.57   | 421.70  |
| 3        | 163.82   | 61.50    | 92.25   | 102.88  |          | 71.56   | 83.86   |           | 24.04    | 216.94  |
|          | 364.87   | 363.82   | 601.55  | 481.20  | 1032.54  | 844.57  | 673.20  | 794.00    | 202.61   | 638.64  |
| 4        | 13.96    | 12.84    | 31.84   | 24.02   | - 238.54 |         | 13.96   |           | 18.99    | 65.36   |
|          | 378.83   | 376.66   | 633.39  | 505.22  | 794.00   | 844.57  | 687.16  | 794.00    | 221.60   | 704.00  |
| 5        | 3.95     | 3.55     | 4.34    | 5.13    |          | - 50.57 | 3.16    |           | 4.34     | 7.90    |
|          | 382.78   | 380.21   | 637.73  | 510.35  | 794.00   | 794.00  | 690.32  | 794.00    | 225.94   | 711.90  |
| 6 to 10  | 8.79     | 5.70     | 6.59    | 5.00    |          |         | 7.94    |           | 2.50     | 9.45    |
|          | 391.57   | 385.91   | 644.32  | 515.35  | 794.00   | 794.00  | 698.26  | 794.00    | 228.44   | 721.35  |
| 11 to 15 | 13.23    | 12.20    | 24.38   | 31.96   |          |         | 26.25   |           | - 228.44 | 40.48   |
|          | 404.80   | 398.11   | 668.70  | 547.31  | 794.00   | 794.00  | 724.51  | 794.00    | 0.00     | 761.83  |
| 16       | 8.00     | 19.00    | 22.00   | 22.00   |          |         | 36.00   |           |          | 51.00   |
|          | 412.80   | 417.11   | 690.70  | 569.31  | 794.00   | 794.00  | 760.51  | 794.00    |          | 812.83  |
| 17 to 20 | 14.29    | 13.88    | 24.76   | 24.38   |          |         | 22.99   |           |          |         |
|          | 427.09   | 430.99   | 715.46  | 593.69  | 794.00   | 794.00  | 783.50  | 794.00    |          | 812.83  |
| 21       | 2.21     | 1.10     | 2.95    | 1.84    |          |         | 2.21    |           |          | - 18.83 |
|          | 429.30   | 432.09   | 718.41  | 595.53  | 794.00   | 794.00  | 785.71  | 794.00    |          | 794.00  |
| 22       | - 168.00 | 21.00    | 20.00   | 30.00   |          |         | 54.00   |           |          |         |
|          | 261.30   | 453.09   | 738.41  | 625.53  | 794.00   | 794.00  | 839.71  | 794.00    |          | 794.00  |
| 23 to 25 | - 252.38 | 34.47    | 59.73   | 52.13   |          |         |         |           |          |         |
|          | 8.92     | 487.56   | 798.14  | 677.66  | 794.00   | 794.00  | 839.71  | 794.00    |          | 794.00  |
| 26 to 27 | - 8.92   | 2.31     |         | 1.58    |          |         |         |           |          |         |
|          | 0.00     | 489.87   | 798.14  | 679.24  | 794.00   | 794.00  | 839.71  | 794.00    |          | 794.00  |
| 28       |          | 11.85    |         | 9.31    |          |         | - 45.71 |           |          |         |
|          |          | 501.72   | 798.14  | 688.55  | 794.00   | 794.00  | 794.00  | 794.00    |          | 794.00  |
| 29       |          | 1.18     | - 4.14  | 0.59    |          |         |         |           |          |         |
|          |          | 502.90   | 794.00  | 689.14  | 794.00   | 794.00  | 794.00  | 794.00    |          | 794.00  |
| 30       |          | - 313.00 |         | 116.00  |          |         |         |           |          |         |
|          |          | 189.90   | 794.00  | 805.14  | 794.00   | 794.00  | 794.00  | 794.00    |          | 794.00  |
| 31 to 37 |          | - 189.90 |         |         |          |         |         |           |          |         |
|          |          | 0.00     | 794.00  | 805.14  | 794.00   | 794.00  | 794.00  | 794.00    |          | 794.00  |
| 38       |          |          |         | - 11.14 |          |         |         |           |          |         |
|          |          |          | 794.00  | 794.00  | 794.00   | 794.00  | 794.00  | 794.00    |          | 794.00  |

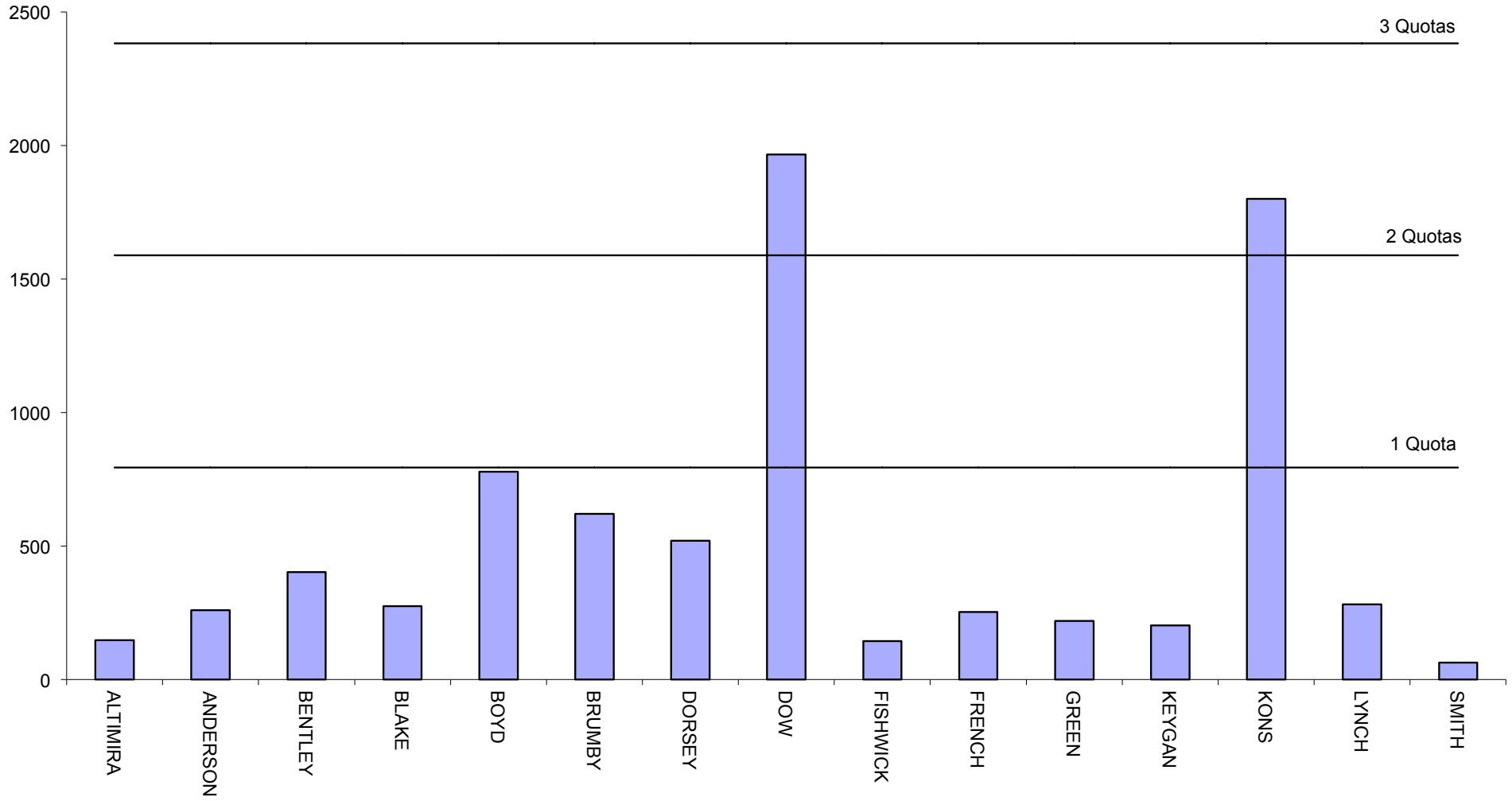
Ballot paper adjustment: 8  
 Total ballot papers: 8 198

Formal Votes: 7 933  
 Informal ballot papers: 265  
 Informality rate: 3.23%

Quota = 794

| GREEN  | KEYGAN   | KONS      | LYNCH  | SMITH   | Votes Exhausted | Loss (Gain) by Fraction | Total Votes | Remarks                              |
|--------|----------|-----------|--------|---------|-----------------|-------------------------|-------------|--------------------------------------|
| 220.00 | 202.00   | 1801.00   | 281.00 | 64.00   |                 | 0.00                    | 7933.00     | <b>DOW elected 1, KONS elected 2</b> |
| 57.22  | 64.38    |           | 56.03  | 7.15    |                 | 0.07                    |             | DOW's surplus distributed            |
| 277.22 | 266.38   | 1801.00   | 337.03 | 71.15   |                 | 0.07                    | 7933.00     | <b>BOYD elected 3</b>                |
| 107.35 | 29.07    | - 1007.00 | 40.25  | 13.41   |                 | 0.07                    |             | KONS' surplus distributed            |
| 384.57 | 295.45   | 794.00    | 377.28 | 84.56   |                 | 0.14                    | 7933.00     | <b>BRUMBY elected 4</b>              |
| 18.43  | 27.37    |           | 10.05  | 1.67    |                 | 0.05                    |             | BOYD's surplus distributed           |
| 403.00 | 322.82   | 794.00    | 387.33 | 86.23   |                 | 0.19                    | 7933.00     |                                      |
| 7.50   | 5.53     |           | 3.16   | 1.97    |                 | 0.04                    |             | BRUMBY's surplus distributed         |
| 410.50 | 328.35   | 794.00    | 390.49 | 88.20   |                 | 0.23                    | 7933.00     |                                      |
| 10.23  | 14.23    |           | 17.65  | - 88.20 |                 | 0.12                    |             | SMITH excluded                       |
| 420.73 | 342.58   | 794.00    | 408.14 | 0.00    |                 | 0.35                    | 7933.00     |                                      |
| 20.75  | 32.81    |           | 26.22  |         |                 | 0.16                    |             | FISHWICK excluded                    |
| 441.48 | 375.39   | 794.00    | 434.36 |         |                 | 0.51                    | 7933.00     |                                      |
| 20.00  | - 232.00 |           | 54.00  |         |                 | 0.00                    |             | KEYGAN part excluded                 |
| 461.48 | 143.39   | 794.00    | 488.36 |         |                 | 0.51                    | 7933.00     | <b>FRENCH elected 5</b>              |
| 16.88  | - 143.39 |           | 26.17  |         |                 | 0.04                    |             | KEYGAN excluded                      |
| 478.36 | 0.00     | 794.00    | 514.53 |         |                 | 0.55                    | 7933.00     |                                      |
| 2.58   |          |           | 5.90   |         |                 | 0.04                    |             | FRENCH's surplus distributed         |
| 480.94 |          | 794.00    | 520.43 |         |                 | 0.59                    | 7933.00     |                                      |
| 27.00  |          |           | 16.00  |         |                 | 0.00                    |             | ALTIMIRA part excluded               |
| 507.94 |          | 794.00    | 536.43 |         |                 | 0.59                    | 7933.00     | <b>DORSEY elected 6</b>              |
| 62.30  |          |           | 43.74  |         |                 | 0.01                    |             | ALTIMIRA part excluded               |
| 570.24 |          | 794.00    | 580.17 |         |                 | 0.60                    | 7933.00     | <b>BENTLEY elected 7</b>             |
| 1.94   |          |           | 2.33   |         | 0.73            | 0.03                    |             | ALTIMIRA excluded                    |
| 572.18 |          | 794.00    | 582.50 |         | 0.73            | 0.63                    | 7933.00     |                                      |
| 12.69  |          |           | 11.85  |         | 0.00            | 0.01                    |             | DORSEY's surplus distributed         |
| 584.87 |          | 794.00    | 594.35 |         | 0.73            | 0.64                    | 7933.00     |                                      |
| 2.36   |          |           | 0.00   |         | 0.00            | 0.01                    |             | BENTLEY's surplus distributed        |
| 587.23 |          | 794.00    | 594.35 |         | 0.73            | 0.65                    | 7933.00     |                                      |
| 90.00  |          |           | 104.00 |         | 3.00            | 0.00                    |             | ANDERSON part excluded               |
| 677.23 |          | 794.00    | 698.35 |         | 3.73            | 0.65                    | 7933.00     | <b>BLAKE elected 8</b>               |
| 92.00  |          |           | 86.93  |         | 11.00           | (0.03)                  |             | ANDERSON excluded                    |
| 769.23 |          | 794.00    | 785.28 |         | 14.73           | 0.62                    | 7933.00     |                                      |
| 5.28   |          |           | 5.28   |         | 0.57            | 0.01                    |             | BLAKE's surplus distributed          |
| 774.51 |          | 794.00    | 790.56 |         | 15.30           | 0.63                    | 7933.00     | <b>LYNCH elected 9</b>               |

## 2014 Burnie City Councillor election - first preferences





## Burnie City Council

Polling closed at 10am 28 October 2014

Returning Officer: Ngaire Edwards

### Mayor

Declarations admitted: 8 206

Formal Votes: 8 143

Ballot paper adjustment: 7

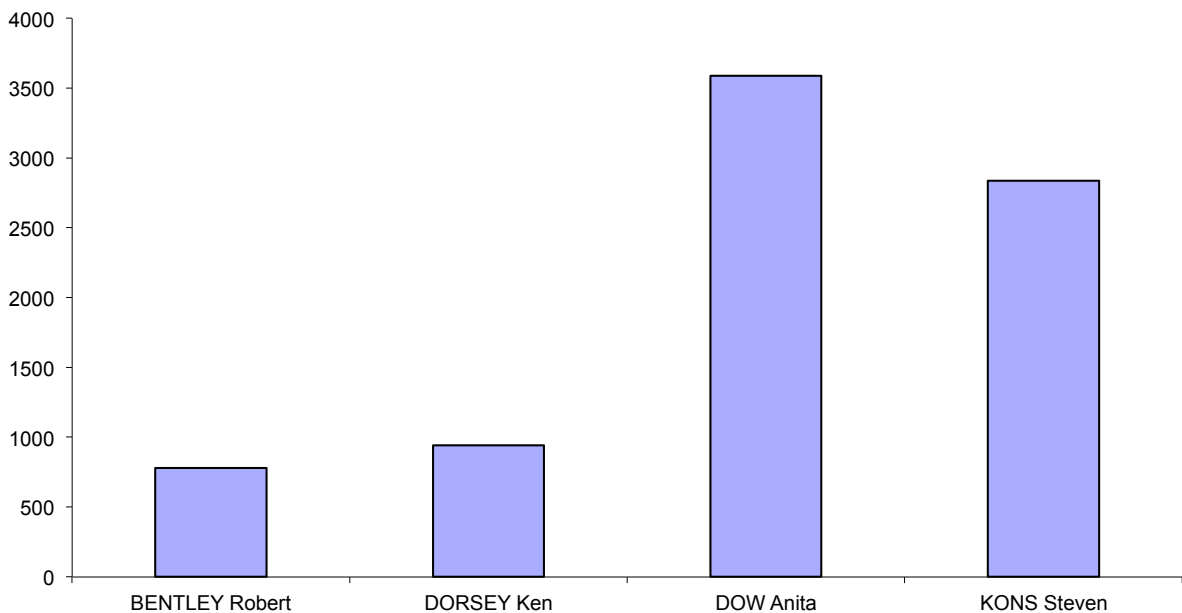
Informal ballot papers: 56

Total ballot papers: 8 199

Informality rate: 0.68%

|         |                   | BENTLEY Robert | DORSEY Ken | DOW Anita | KONS Steven | Exhausted | Total Votes | Absolute Majority | Remarks            |
|---------|-------------------|----------------|------------|-----------|-------------|-----------|-------------|-------------------|--------------------|
| Count 1 | Progress Total    | 778            | 940        | 3589      | 2836        | 0         | 8143        | 4072              | First preferences  |
| Count 2 | Votes transferred | -778           | 170        | 390       | 136         | 82        |             |                   | BENTLEY excluded   |
|         | Progress Total    | 0              | 1110       | 3979      | 2972        | 82        | 8143        | 4031              |                    |
| Count 3 | Votes transferred |                | -1110      | 714       | 275         | 121       |             |                   | DORSEY excluded    |
|         | Progress Total    |                | 0          | 4693      | 3247        | 203       | 8143        | 3971              | <b>DOW elected</b> |

2014 Burnie City Mayor election - first preferences



## Burnie City Council

Polling closed at 10am 28 October 2014

Returning Officer: Ngaire Edwards

### Deputy Mayor

Declarations admitted: 8 206

Ballot paper adjustment: 7

Total ballot papers: 8 199

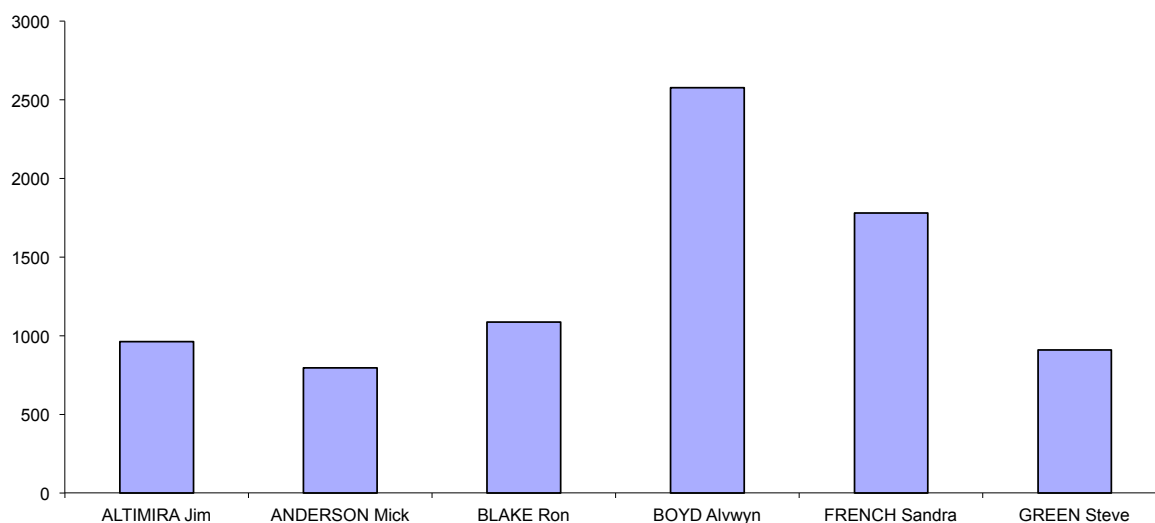
Formal Votes: 8 115

Informal ballot papers: 84

Informality rate: 1.02%

|         |                   | ALTIMIRA Jim | ANDERSON Mick | BLAKE Ron | BOYD Alwyn | FRENCH Sandra | GREEN Steve | Exhausted | Total Votes | Absolute Majority | Remarks             |
|---------|-------------------|--------------|---------------|-----------|------------|---------------|-------------|-----------|-------------|-------------------|---------------------|
| Count 1 | Progress Total    | 963          | 797           | 1087      | 2578       | 1781          | 909         | 0         | 8115        | 4058              | First preferences   |
| Count 2 | Votes transferred | 101          | -797          | 157       | 152        | 102           | 168         | 117       |             |                   | ANDERSON excluded   |
|         | Progress Total    | 1064         | 0             | 1244      | 2730       | 1883          | 1077        | 117       | 8115        | 4000              |                     |
| Count 3 | Votes transferred | -1064        |               | 240       | 242        | 232           | 204         | 146       |             |                   | ALTIMIRA excluded   |
|         | Progress Total    | 0            |               | 1484      | 2972       | 2115          | 1281        | 263       | 8115        | 3927              |                     |
| Count 4 | Votes transferred |              |               | 441       | 354        | 338           | -1281       | 148       |             |                   | GREEN excluded      |
|         | Progress Total    |              |               | 1925      | 3326       | 2453          | 0           | 411       | 8115        | 3853              |                     |
| Count 5 | Votes transferred |              |               | -1925     | 890        | 841           |             | 194       |             |                   | BLAKE excluded      |
|         | Progress Total    |              |               | 0         | 4216       | 3294          |             | 605       | 8115        | 3756              | <b>BOYD elected</b> |

2014 Burnie City Deputy Mayor election - first preferences



# Burnie City Council Councillor Recount

Recount due to resignation of Malcolm Ryan

**17 February 2014**

|         |                   | ANDERSON<br>Mick | BENTLEY<br>Robert | EDNEY<br>Darrell | MORET<br>Alan | Exhausted<br>Votes | Lost by<br>fraction | Total Votes     | Absolute<br>majority | Remarks                |
|---------|-------------------|------------------|-------------------|------------------|---------------|--------------------|---------------------|-----------------|----------------------|------------------------|
| Count 1 | Total             | 402.60           | 547.36            | 188.32           | 222.11        | 94.62              | - 0.01              | <b>1 455.00</b> | 680.20               | Distribution of RYAN   |
| Count 2 | Votes transferred | 65.35            | 42.78             | - 188.32         | 70.13         | 9.99               | 0.07                |                 |                      | EDNEY excluded         |
|         | Progress total    | 467.95           | 590.14            | 0.00             | 292.24        | 104.61             | 0.06                | <b>1 455.00</b> | 675.17               |                        |
| Count 3 | Votes transferred | 140.84           | 130.13            |                  | - 292.24      | 21.27              | 0.00                |                 |                      | MORET excluded         |
|         | Progress total    | 608.79           | <b>720.27</b>     |                  | 0.00          | 125.88             | 0.06                | <b>1 455.00</b> | 664.54               | <b>BENTLEY elected</b> |