



Clarence City Council

Clarence City Council 2014 election report

Table of contents

- Local Government Elections in Tasmania
- Report on the 2014 Clarence City Council Election
- List of Councillors (Aldermen) following the 2014 elections
- Councillor (Aldermen) results
- Mayor and Deputy Mayor results
- Recount results

Local Government Elections in Tasmania

Tasmania's local government elections were held in September-October 2014. These were the first all-in, all-out elections conducted since the enactment on 20 June 2013 of the *Local Government Amendment (Elections) Act 2013* and the making of the *Local Government (Number of Councillors) Order 2013*, the *Local Government (Number of Councillors) Order 2014* and the *Local Government (Elections) Order 2013*.

The effect of these was to defer the elections, originally scheduled for 2013, until 2014 when all councillors and aldermen, and mayors and deputy mayors, would be elected for a four year term ending in 2018. The terms of office of councillors elected in both 2009 and 2011 ended in 2014.

There was also a reduction in the number of councillors or aldermen to be elected to nine councils in 2014 (see statewide *Local government election report 2014* for further details).

The Tasmanian Electoral Commission (TEC) supervises the conduct of elections in accordance with the *Local Government Act 1993*. Elections by postal ballot have been held approximately biennially since 1994, with the next quadrennial elections due in October 2018.

Candidate information booklets and complete election results for the state are available from the TEC and are posted on the TEC website www.tec.tas.gov.au.

2014 Election timetable

Notice of election published	Saturday 13 September
Nominations opened	9am Monday 15 September
Electoral rolls closed	6 pm Thursday 18 September
Nominations closed	12 noon Monday 29 September
Nominations announced	12 noon Tuesday 30 September
Ballot material received by electors	14–17 October
Polling period	14–28 October
Close of poll	10 am Tuesday 28 October

Casual vacancies for councillor/alderman

Casual vacancies are filled by recount where possible, unless the vacancy occurs within 6 months of a forthcoming election. Only unelected candidates from the relevant election may contest a recount. If a recount is not possible, a by-election is held. A candidate elected at a recount or by-election serves until the next council election.

Elector polls

A council may hold an elector poll on any issue it determines. It may also be required to hold an elector poll following petitions from electors in accordance with Part 6 of the Act. A council is not bound by the result of an elector poll.

Electoral system

Voting in Tasmanian local government elections is not compulsory.

Elections for councillor positions are conducted using a system modelled on the Hare-Clark method of proportional representation used in Tasmanian House of Assembly elections.

Mayoral and deputy mayoral elections use a preferential system similar to that used for Tasmanian Legislative Council and federal House of Representatives elections.

Report on the 2014 Clarence City Council Election

Elections were held for the positions of Mayor, Deputy Mayor and 12 Councillors (Aldermen), all for 4 year terms.

39 902 Clarence City electors were enrolled for the 2014 elections, comprising 39 510 (99.02%) from the State House of Assembly roll and 392 (0.98%) from the General Manager's roll.

45.71% of Clarence City electors returned their ballot papers in comparison with 54.58% statewide.

Recounts

A recount was conducted on 20 February 2012, to fill a vacancy for Councillor (Alderman) on the Clarence City Council following the resignation of Tony Mulder on 6 February 2012. Six unelected candidates from the 2009 Clarence City Council election contested the recount. An abstract of the count is at the back of this report.

Clarence City Councillors (Aldermen) following the 2014 elections

Mayor

CHIPMAN, Doug

Deputy Mayor

CAMPBELL, Jock

12 Councillors (Aldermen)

CHIPMAN, Doug

JAMES, Richard

CAMPBELL, Jock

VON BERTOUCHE, Sharyn

McFARLANE, Kay

CHONG, Heather

DOUST, Doug

PEERS, John

WALKER, James

HULME, Daniel

THURLEY, Debra Joyce

CUSICK, Peter

The candidates

Clarence City Council

enrolment 39 902

Mayor

5 candidates

CHIPMAN, Doug *^	Bellerive
HOLLAND, David Vaughen	South Arm
JAMES, Richard	Lindisfarne
SHERIDAN, Liam	Howrah
VON BERTOUCHE, Sharyn	Sandford

Deputy Mayor

7 candidates

CAMPBELL, Jock *^	Sandford
CHONG, Heather	Richmond
DOUST, Doug	Cambridge
McFARLANE, Kay	Clarendon Vale
PEERS, John	Rose Bay
WALKER, James	Lindisfarne
WILLINK, Hans	Acton Park

Councillor (Alderman)

23 candidates

ANN, Penelope	Risdon
CAMPBELL, Jock *^	Sandford
CHIPMAN, Doug *^	Bellerive
CHONG, Heather *^	Richmond
COOPER, Peter ^	Lindisfarne
CUSICK, Peter *	Geilston Bay
DOHERTY, Leanne	Colebrook
DOUST, Doug *^	Cambridge
HOLLAND, David Vaughen	South Arm
HULME, Daniel *	Rokeby
JACKSON, David Lawrence	Bellerive
JAMES, Richard *^	Lindisfarne
McFARLANE, Kay *^	Clarendon Vale
McMANUS, Martin ^	Lindisfarne
MITCHELL, David	Mount Rumney
PEERS, John *^	Rose Bay
RICHARDSON, Ben	Acton Park
SHERIDAN, Liam	Howrah
THURLEY, Debra Joyce *	Rokeby
VAN-ACHTEREN, Jen	Risdon Vale
VON BERTOUCHE, Sharyn *^	Sandford
WALKER, James *^	Lindisfarne

2014 LOCAL GOVERNMENT ELECTIONS

The candidates

WILLINK, Hans

Acton Park

* denotes elected candidate

^ denotes seeking re-election

Clarence City Council - 2014 Councillor election

Polling closed at 10am 28 October 2014

Electors enrolled: 39 902

Declarations rejected: 417

Number to be elected: 12

Declarations returned: 18 241

Declarations admitted: 17 824

Returning Officer: Maree Ward

Response rate: 45.71%

Rejection rate: 2.29%

Count	ANN	CAMPBELL	CHIPMAN	CHONG	COOPER	CUSICK	DOHERTY	DOUST	HOLLAND	HULME	JACKSON	JAMES	McFARLANE	McMANUS	MITCHELL
1	290.00	1312.00	4015.00	764.00	418.00	485.00	308.00	610.00	222.00	695.00	253.00	1345.00	1038.00	294.00	121.00
2	33.31		- 2730.00	322.29	182.90	145.50	25.83	512.68	70.71	108.11	53.71		97.23	148.90	27.19
	323.31	1312.00	1285.00	1086.29	600.90	630.50	333.83	1122.68	292.71	803.11	306.71	1345.00	1135.23	442.90	148.19
3	1.24			4.28	3.39	2.67	0.93	7.71	2.18	2.76	1.73	- 60.00	2.63	3.43	0.84
	324.55	1312.00	1285.00	1090.57	604.29	633.17	334.76	1130.39	294.89	805.87	308.44	1285.00	1137.86	446.33	149.03
4	0.49	- 27.00		1.95	2.09	1.37	0.37	5.51	0.55	1.11	1.00		1.09	1.44	0.32
	325.04	1285.00	1285.00	1092.52	606.38	634.54	335.13	1135.90	295.44	806.98	309.44	1285.00	1138.95	447.77	149.35
5 to 8	2.04			8.05	12.81	7.09	3.67	14.83	5.03	11.69	9.39		3.77	9.81	- 149.35
	327.08	1285.00	1285.00	1100.57	619.19	641.63	338.80	1150.73	300.47	818.67	318.83	1285.00	1142.72	457.58	0.00
9 to 12	35.86			12.71	4.67	14.00	9.75	3.04	8.69	10.73	1.00		64.10	7.71	
	362.94	1285.00	1285.00	1113.28	623.86	655.63	348.55	1153.77	309.16	829.40	319.83	1285.00	1206.82	465.29	
13 to 14	6.67			17.71	6.67	5.00	7.67	22.47	- 306.41	40.75	14.71		27.39	9.71	
	369.61	1285.00	1285.00	1130.99	630.53	660.63	356.22	1176.24	2.75	870.15	334.54	1285.00	1234.21	475.00	
15 to 16	0.04			0.25	0.06	0.00	0.08	0.25	- 2.75	0.16	0.12		0.10	0.08	
	369.65	1285.00	1285.00	1131.24	630.59	660.63	356.30	1176.49	0.00	870.31	334.66	1285.00	1234.31	475.08	
17	0.00			0.61	0.00	0.00	0.00	0.61		0.00	0.61		0.61	0.00	
	369.65	1285.00	1285.00	1131.85	630.59	660.63	356.30	1177.10		870.31	335.27	1285.00	1234.92	475.08	
18 to 22	8.82			24.19	14.58	20.13	15.75	39.64		48.82	- 335.27		3.79	34.40	
	378.47	1285.00	1285.00	1156.04	645.17	680.76	372.05	1216.74		919.13	0.00	1285.00	1238.71	509.48	
23 to 26	30.75			76.72	28.73	15.41	- 372.05	23.13		34.63			25.45	12.88	
	409.22	1285.00	1285.00	1232.76	673.90	696.17	0.00	1239.87		953.76		1285.00	1264.16	522.36	
27	27.00			22.00	32.00	20.00		22.00		40.00			23.00	23.00	
	436.22	1285.00	1285.00	1254.76	705.90	716.17		1261.87		993.76		1285.00	1287.16	545.36	
28 to 30	1.35			3.55	2.11	5.04		6.13		3.70				4.94	
	437.57	1285.00	1285.00	1258.31	708.01	721.21		1268.00		997.46		1285.00	1287.16	550.30	
31	0.93			0.18	0.00	0.09		0.28		0.28			- 2.16	0.00	
	438.50	1285.00	1285.00	1258.49	708.01	721.30		1268.28		997.74		1285.00	1285.00	550.30	
32	- 396.00			98.00	21.00	16.00		15.00		37.00				19.00	
	42.50	1285.00	1285.00	1356.49	729.01	737.30		1283.28		1034.74		1285.00	1285.00	569.30	
33	- 39.38				6.11	3.39		2.71		4.75				4.07	
	3.12	1285.00	1285.00	1356.49	735.12	740.69		1285.99		1039.49		1285.00	1285.00	573.37	
34 to 36	- 3.12				0.43	0.37				0.36				0.22	
	0.00	1285.00	1285.00	1356.49	735.55	741.06		1285.99		1039.85		1285.00	1285.00	573.59	
37				- 71.49	1.45	7.29				9.48				3.64	
		1285.00	1285.00	1285.00	737.00	748.35		1285.99		1049.33		1285.00	1285.00	577.23	
38					0.49	0.00		- 0.99		0.00				0.00	
		1285.00	1285.00	1285.00	737.49	748.35		1285.00		1049.33		1285.00	1285.00	577.23	
39 to 44					74.63	73.78				64.01				- 577.23	
		1285.00	1285.00	1285.00	812.12	822.13		1285.00		1113.34		1285.00	1285.00	0.00	
45					41.00	46.00				125.00					
		1285.00	1285.00	1285.00	853.12	868.13		1285.00		1238.34		1285.00	1285.00		
46 to 51					15.80	9.91				14.64					
		1285.00	1285.00	1285.00	868.92	878.04		1285.00		1252.98		1285.00	1285.00		
52					8.67	10.25				20.50					
		1285.00	1285.00	1285.00	877.59	888.29		1285.00		1273.48		1285.00	1285.00		
53					3.69	3.44				7.62					
		1285.00	1285.00	1285.00	881.28	891.73		1285.00		1281.10		1285.00	1285.00		
54					- 615.00	210.00				160.00					
		1285.00	1285.00	1285.00	266.28	1101.73		1285.00		1441.10		1285.00	1285.00		
55 to 62					- 266.28	145.00									
		1285.00	1285.00	1285.00	0.00	1246.73		1285.00		1441.10		1285.00	1285.00		
63						56.58				- 156.10					
		1285.00	1285.00	1285.00		1303.31		1285.00		1285.00		1285.00	1285.00		

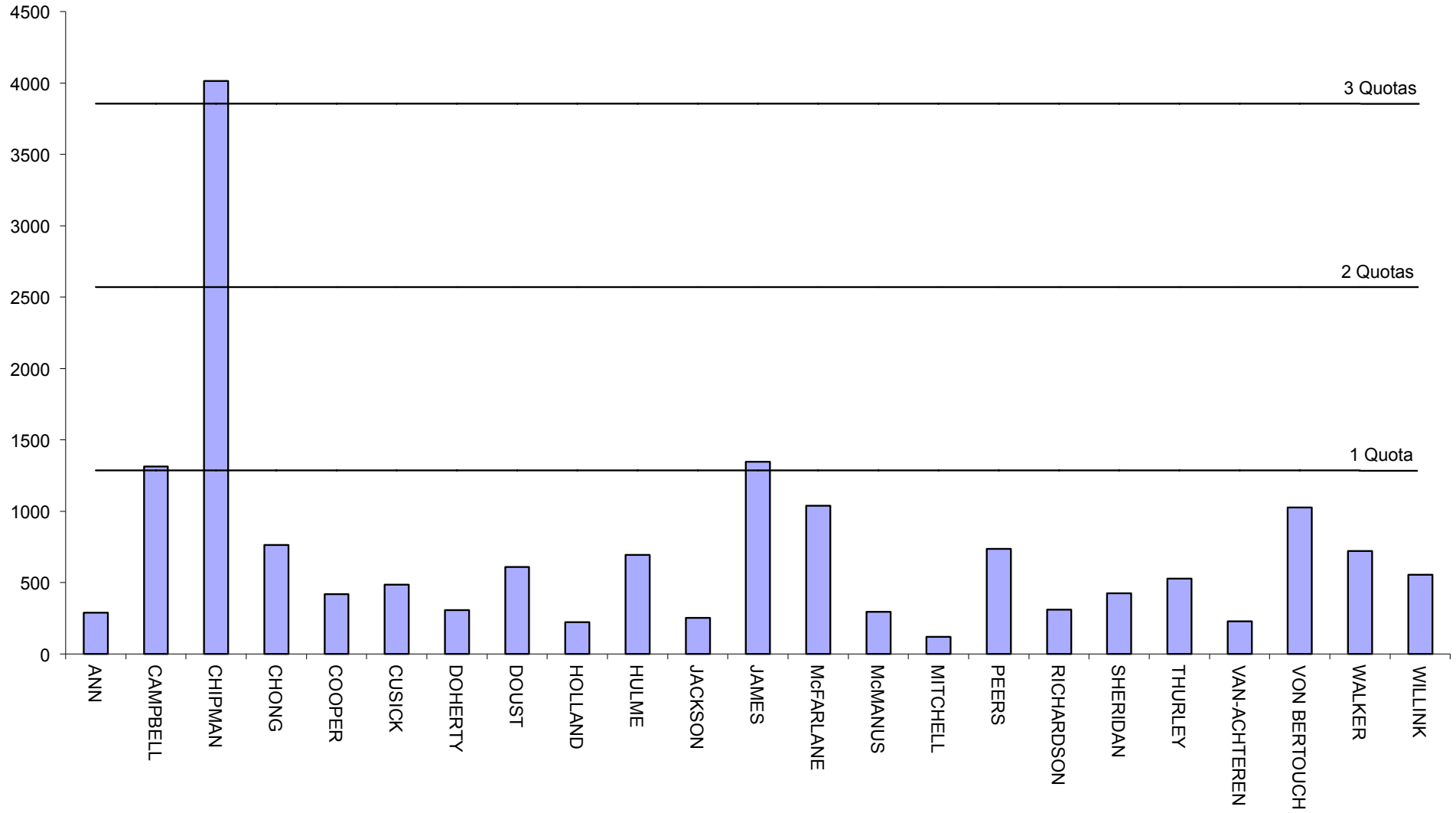
Ballot paper adjustment: 121
 Total ballot papers: 17 703

Formal Votes: 16 697
 Informal ballot papers: 1006
 Informality rate: 5.68%

Quota = 1 285

PEERS	RICHARDSON	SHERIDAN	THURLEY	VAN-ACHTEREN	VON BERTOUC	WALKER	WILLINK	Votes Exhausted	Loss (Gain) by Fraction	Total Votes	Remarks
735.00	310.00	424.00	529.00	228.00	1025.00	721.00	555.00		0.00	16697.00	CHIPMAN elected 1, JAMES elected 2, CAMPBELL elected 3
260.42	29.91	37.39	84.99	11.55	218.94	240.70	117.63		0.11		CHIPMAN's surplus distributed
995.42	339.91	461.39	613.99	239.55	1243.94	961.70	672.63		0.11	16697.00	
6.11	0.98	1.33	2.63	0.57	5.30	5.97	3.21		0.11		JAMES' surplus distributed
1001.53	340.89	462.72	616.62	240.12	1249.24	967.67	675.84		0.22	16697.00	
2.38	0.57	0.67	1.50	0.30	1.41	1.74	1.02		0.12		CAMPBELL's surplus distributed
1003.91	341.46	463.39	618.12	240.42	1250.65	969.41	676.86		0.34	16697.00	
11.13	6.39	8.02	9.35	1.67	3.75	13.50	7.13		0.23		MITCHELL excluded
1015.04	347.85	471.41	627.47	242.09	1254.40	982.91	683.99		0.57	16697.00	
3.02	11.04	7.04	22.79	- 242.09	14.08	4.04	7.71		0.11		VAN-ACHTEREN excluded
1018.06	358.89	478.45	650.26	0.00	1268.48	986.95	691.70		0.68	16697.00	
20.43	8.03	38.91	8.03		31.99	23.75	16.39		0.13		HOLLAND part excluded
1038.49	366.92	517.36	658.29		1300.47	1010.70	708.09		0.81	16697.00	VON BERTOUC elected 4
0.30	0.15	0.64	0.13			0.13	0.17		0.09		HOLLAND excluded
1038.79	367.07	518.00	658.42		1300.47	1010.83	708.26		0.90	16697.00	
0.00	0.00	11.75	0.00		- 15.47	1.23	0.00		0.05		VON BERTOUC's surplus distributed
1038.79	367.07	529.75	658.42		1285.00	1012.06	708.26		0.95	16697.00	
32.71	12.75	10.15	20.49			23.54	25.33		0.18		JACKSON excluded
1071.50	379.82	539.90	678.91		1285.00	1035.60	733.59		1.13	16697.00	
24.77	16.37	14.05	31.52			23.81	13.69		0.14		DOHERTY excluded
1096.27	396.19	553.95	710.43		1285.00	1059.41	747.28		1.27	16697.00	
22.00	- 359.00	28.00	36.00			36.00	28.00		0.00		RICHARDSON part excluded
1118.27	37.19	581.95	746.43		1285.00	1095.41	775.28		1.27	16697.00	McFARLANE elected 5
3.58	- 37.19	0.71	2.73			3.16	0.08		0.11		RICHARDSON excluded
1121.85	0.00	582.66	749.16		1285.00	1098.57	775.36		1.38	16697.00	
0.00		0.00	0.28			0.09	0.00		0.03		McFARLANE's surplus distributed
1121.85		582.66	749.44		1285.00	1098.66	775.36		1.41	16697.00	
21.00		25.00	77.00			24.00	43.00		0.00		ANN part excluded
1142.85		607.66	826.44		1285.00	1122.66	818.36		1.41	16697.00	CHONG elected 6
5.43		2.03	5.43			4.07	1.35		0.04		ANN part excluded
1148.28		609.69	831.87		1285.00	1126.73	819.71		1.45	16697.00	DOUST elected 7
0.21		0.19	0.80			0.32	0.17		0.05		ANN excluded
1148.49		609.88	832.67		1285.00	1127.05	819.88		1.50	16697.00	
7.29		2.18	23.34			10.94	5.83		0.05		CHONG's surplus distributed
1155.78		612.06	856.01		1285.00	1137.99	825.71		1.55	16697.00	
0.00		0.00	0.00			0.00	0.49		0.01		DOUST's surplus distributed
1155.78		612.06	856.01		1285.00	1137.99	826.20		1.56	16697.00	
109.37		46.32	87.04			73.13	48.91		0.04		McMANUS excluded
1265.15		658.38	943.05		1285.00	1211.12	875.11		1.60	16697.00	
94.00		- 578.00	106.00			98.00	68.00		0.00		SHERIDAN part excluded
1359.15		80.38	1049.05		1285.00	1309.12	943.11		1.60	16697.00	PEERS elected 8, WALKER elected 9
		- 80.38	14.24				24.37	1.39	0.03		SHERIDAN excluded
1359.15		0.00	1063.29		1285.00	1309.12	967.48	1.39	1.63	16697.00	
- 74.15			8.67				22.87	3.15	0.04		PEERS' surplus distributed
1285.00			1071.96		1285.00	1309.12	990.35	4.54	1.67	16697.00	
			3.19			- 24.12	5.66	0.49	0.03		WALKER's surplus distributed
1285.00			1075.15		1285.00	1285.00	996.01	5.03	1.70	16697.00	
			136.00				103.00	6.00	0.00		COOPER part excluded
1285.00			1211.15		1285.00	1285.00	1099.01	11.03	1.70	16697.00	HULME elected 10
			62.72				42.50	16.08	(0.02)		COOPER excluded
1285.00			1273.87		1285.00	1285.00	1141.51	27.11	1.68	16697.00	
			48.78				41.95	8.78	0.01		HULME's surplus distributed
1285.00			1322.65		1285.00	1285.00	1183.46	35.89	1.69	16697.00	THURLEY elected 11, CUSICK elected 12

2014 Clarence City Councillor election - first preferences



Clarence City Council

Polling closed at 10am 28 October 2014

Returning Officer: Maree Ward

Mayor

Declarations admitted: 17 824

Ballot paper adjustment: 107

Total ballot papers: 17 717

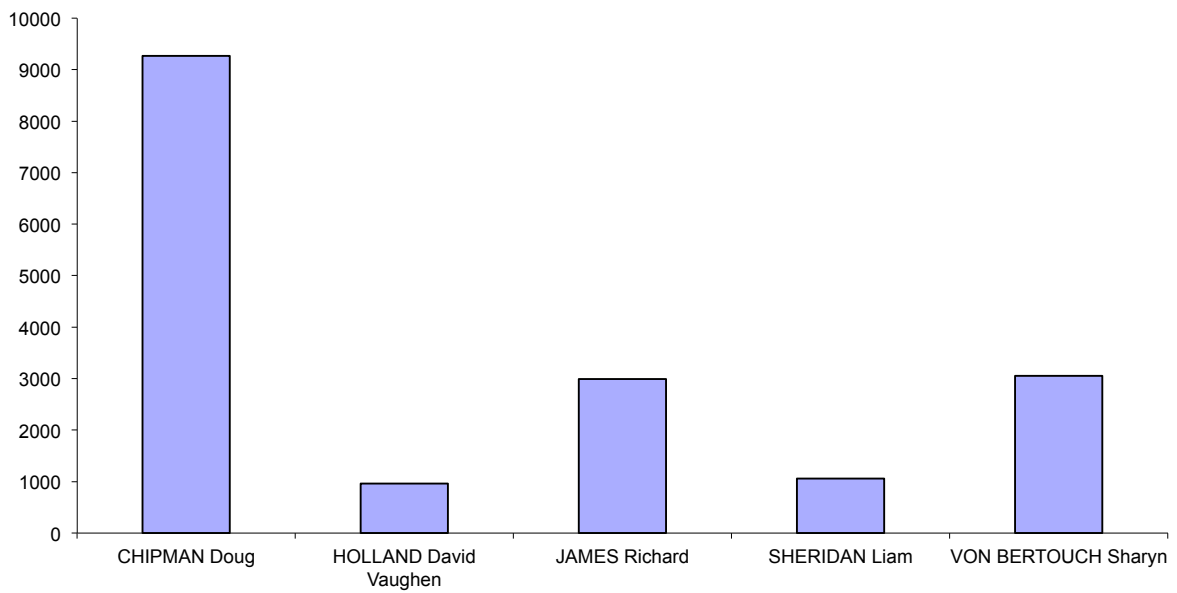
Formal Votes: 17 334

Informal ballot papers: 383

Informality rate: 2.16%

Count 1	Progress Total	CHIPMAN Doug	HOLLAND David Vaughen	JAMES Richard	SHERIDAN Liam	VON BERTOUCHE Sharyn	Exhausted	Total Votes	Absolute Majority	Remarks
		9272	960	2994	1056	3052	0	17334	8668	CHIPMAN elected

2014 Clarence City Mayor election - first preferences



Clarence City Council

Polling closed at 10am 28 October 2014

Returning Officer: Maree Ward

Deputy Mayor

Declarations admitted: 17 824

Ballot paper adjustment: 105

Total ballot papers: 17 719

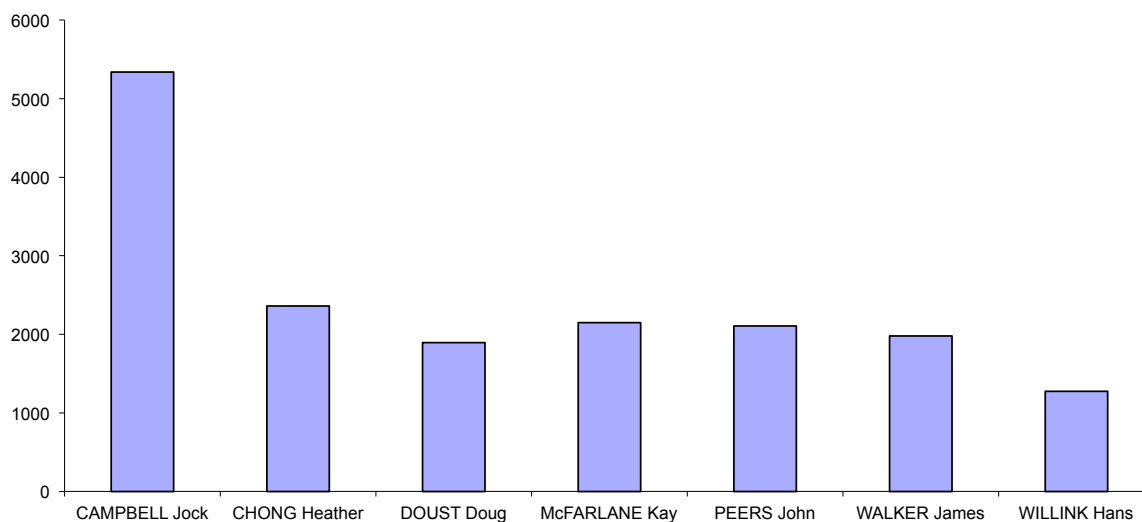
Formal Votes: 17 107

Informal ballot papers: 612

Informality rate: 3.45%

		CAMPBELL Jock	CHONG Heather	DOUST Doug	McFARLANE Kay	PEERS John	WALKER James	WILLINK Hans	Exhausted	Total Votes	Absolute Majority	Remarks
Count 1	Progress Total	5341	2360	1895	2151	2107	1978	1275	0	17107	8554	First preferences
Count 2	Votes transferred	181	159	146	157	204	240	-1275	188			WILLINK excluded
	Progress Total	5522	2519	2041	2308	2311	2218	0	188	17107	8460	
Count 3	Votes transferred	699	214	-2041	232	350	290		256			DOUST excluded
	Progress Total	6221	2733	0	2540	2661	2508		444	17107	8332	
Count 4	Votes transferred	733	470		345	611	-2508		349			WALKER excluded
	Progress Total	6954	3203		2885	3272	0		793	17107	8158	
Count 5	Votes transferred	470	1416		-2885	620			379			McFARLANE excluded
	Progress Total	7424	4619		0	3892			1172	17107	7968	
Count 6	Votes transferred	1936	1510			-3892			446			PEERS excluded
	Progress Total	9360	6129			0			1618	17107	7745	CAMPBELL elected

2014 Clarence City Deputy Mayor election - first preferences



Clarence City Council Councillor Recount

Recount due to resignation of Tony Mulder

21 February 2012

		EVANS Beverley	JACKSON David Lawrence	JONES Nigel	SILVER Dean	WALKER James	WILLINK Hans	Exhausted Votes	Lost by fraction	Total Votes	Absolute majority	Remarks
Counts 1 to 6	Total	396.09	408.29	438.58	311.56	563.68	488.12	50.65	0.03	2 657.00	1 303.17	Distribution of MULDER
Counts 7 to 12	Votes transferred	43.17	57.67	59.35	- 311.56	75.51	46.04	29.74	0.08			SILVER excluded
	Progress total	439.26	465.96	497.93	0.00	639.19	534.16	80.39	0.11	2 657.00	1 288.26	
Counts 13 to 18	Votes transferred	- 439.26	100.99	90.95		78.86	104.19	64.23	0.04			EVANS excluded
	Progress total	0.00	566.95	588.88		718.05	638.35	144.62	0.15	2 657.00	1 256.12	
Counts 19 to 24	Votes transferred		- 566.95	172.26		186.06	120.45	88.18	0.00			JACKSON excluded
	Progress total		0.00	761.14		904.11	758.80	232.80	0.15	2 657.00	1 212.03	
Counts 25 to 30	Votes transferred			268.48		361.68	- 758.80	128.67	(0.03)			WILLINK excluded
	Progress total			1 029.62		1 265.79	0.00	361.47	0.12	2 657.00	1 147.71	WALKER elected