



Meander Valley Council 2014 election report

Table of contents

- Local Government Elections in Tasmania
- Report on the 2014 Meander Valley Council Election
- List of Councillors following the 2014 elections
- Councillor results
- Mayor and Deputy Mayor results
- Recount results

Local Government Elections in Tasmania

Tasmania's local government elections were held in September-October 2014. These were the first all-in, all-out elections conducted since the enactment on 20 June 2013 of the *Local Government Amendment (Elections) Act 2013* and the making of the *Local Government (Number of Councillors) Order 2013*, the *Local Government (Number of Councillors) Order 2014* and the *Local Government (Elections) Order 2013*.

The effect of these was to defer the elections, originally scheduled for 2013, until 2014 when all councillors and aldermen, and mayors and deputy mayors, would be elected for a four year term ending in 2018. The terms of office of councillors elected in both 2009 and 2011 ended in 2014.

There was also a reduction in the number of councillors or aldermen to be elected to nine councils in 2014 (see statewide *Local government election report 2014* for further details).

The Tasmanian Electoral Commission (TEC) supervises the conduct of elections in accordance with the *Local Government Act 1993*. Elections by postal ballot have been held approximately biennially since 1994, with the next quadrennial elections due in October 2018.

Candidate information booklets and complete election results for the state are available from the TEC and are posted on the TEC website www.tec.tas.gov.au.

2014 Election timetable

Notice of election published	Saturday 13 September
Nominations opened	9am Monday 15 September
Electoral rolls closed	6 pm Thursday 18 September
Nominations closed	12 noon Monday 29 September
Nominations announced	12 noon Tuesday 30 September
Ballot material received by electors	14–17 October
Polling period	14–28 October
Close of poll	10 am Tuesday 28 October

Casual vacancies for councillor/alderman

Casual vacancies are filled by recount where possible, unless the vacancy occurs within 6 months of a forthcoming election. Only unelected candidates from the relevant election may contest a recount. If a recount is not possible, a by-election is held. A candidate elected at a recount or by-election serves until the next council election.

Elector polls

A council may hold an elector poll on any issue it determines. It may also be required to hold an elector poll following petitions from electors in accordance with Part 6 of the Act. A council is not bound by the result of an elector poll.

Electoral system

Voting in Tasmanian local government elections is not compulsory.

Elections for councillor positions are conducted using a system modelled on the Hare-Clark method of proportional representation used in Tasmanian House of Assembly elections.

Mayoral and deputy mayoral elections use a preferential system similar to that used for Tasmanian Legislative Council and federal House of Representatives elections.

Report on the 2014 Meander Valley Council Election

Elections were held for the positions of Mayor, Deputy Mayor and 9 Councillors, all for 4 year terms.

14 401 Meander Valley electors were enrolled for the 2014 elections, comprising 14 312 (99.38%) from the State House of Assembly roll and 89 (0.62%) from the General Manager's roll.

53.81% of Meander Valley electors returned their ballot papers in comparison with 54.58% statewide.

Recounts

A recount was conducted on 19 December 2013, to fill a vacancy for Councillor on the Meander Valley Council following the death of Bob Loone on 1 December 2013. Five unelected candidates from the 2009 Meander Valley Council election contested the recount. An abstract of the count is at the back of this report.

Meander Valley Councillors following the 2014 elections

Mayor

PERKINS, Craig

Deputy Mayor

KELLY, Michael

9 Councillors

PERKINS, Craig

KELLY, Michael

YOUUD, Rodney

WHITE, Deborah

CONNOR, Andrew

MACKENZIE, Ian (Macca)

SYNFLD, Rodney

RICHARDSON, Bob

KING, Tanya

The candidates

Meander Valley Council

enrolment 14 401

Councillor	13 candidates (9 to be elected)	
CONNOR, Andrew ^{*^}		Blackstone Heights
FELLOWS, Richie		Westbury
KELLY, Michael *		Western Creek
KING, Tanya *		Westbury
McDERMOTT, Tenielle		Deloraine
MACKENZIE, Ian (Macca) ^{*^}		Bracknell
PERKINS, Craig ^{*^}		Prospect Vale
RICHARDSON, Bob ^{*^}		Westbury
SYNFLD, Rodney ^{*^}		Western Creek
TEMPLE, John		Hadspen
VALLANCE, Dawn		Deloraine
WHITE, Deborah ^{*^}		Exton
YOUD, Rodney *		Deloraine

Mayor	2 candidates	
CONNOR, Andrew		Blackstone Heights
PERKINS, Craig ^{*^}		Prospect Vale

Deputy Mayor	3 candidates	
KELLY, Michael *		Western Creek
SYNFLD, Rodney		Western Creek
WHITE, Deborah [^]		Exton

* denotes elected candidate

[^] denotes seeking re-election

Meander Valley Council - 2014 Councillor election

Polling closed at 10am 28 October 2014

Electors enrolled: 14 401

Declarations rejected: 146

Number to be elected: 9

Declarations returned: 7 749

Declarations admitted: 7 603

Returning Officer: Damian Read

Response rate: 53.81%

Rejection rate: 1.88%

Count	CONNOR	FELLOWS	KELLY	KING	MCDERMOTT	MACKENZIE	PERKINS	RICHARDSON	SYNFIELD	TEMPLE
1	494.00	140.00	797.00	285.00	115.00	480.00	2454.00	300.00	388.00	171.00
2	403.47	29.36		60.13	12.58	174.11	- 1716.00	190.20	222.36	82.51
3	897.47	169.36	797.00	345.13	127.58	654.11	738.00	490.20	610.36	253.51
4	897.47	172.02	738.00	351.42	130.46	665.58	738.00	498.93	625.09	257.58
5	897.47	175.14	738.00	357.03	133.16	676.53	738.00	505.17	639.03	263.26
6	- 159.47	8.56		19.07	6.35	740.73	738.00	576.31	722.31	308.37
7	738.00	192.95	738.00	416.00	151.07	740.73	738.00	608.64	791.40	326.05
8	738.00	193.19	738.00	416.68	151.38	738.00	738.00	609.45	791.40	326.44
9 to 16	738.00	198.74	738.00	429.49	156.29	738.00	738.00	625.89	738.00	337.97
17 to 24	738.00	212.22	738.00	453.55	0.00	738.00	738.00	674.09	738.00	369.17
25	738.00	0.00	738.00	522.43		738.00	738.00	733.82	738.00	424.87
26 to 31	738.00		738.00	609.43		738.00	738.00	824.82	738.00	192.87
	738.00		738.00	741.04		738.00	738.00	824.82	738.00	0.45

Ballot paper adjustment: 8

Total ballot papers: 7 595

Formal Votes: 7 379

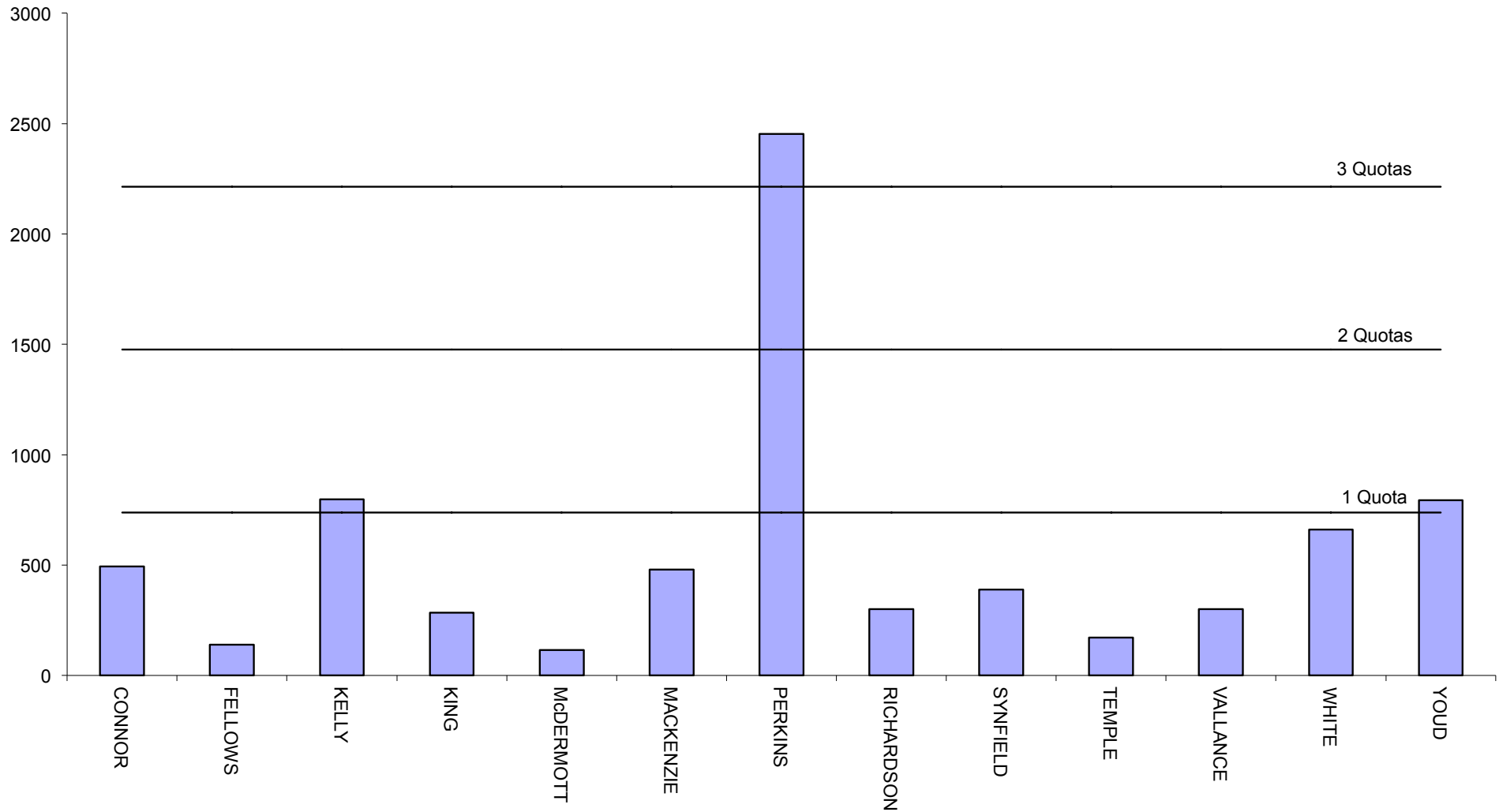
Informal ballot papers: 216

Informality rate: 2.84%

Quota = 738

VALLANCE	WHITE	YOUD	Votes Exhausted	Loss (Gain) by Fraction	Total Votes	Remarks
301.00	661.00	793.00		0.00	7379.00	PERKINS elected 1, KELLY elected 2, YOUD elected 3
95.79	445.43			0.06		PERKINS' surplus distributed
396.79	1106.43	793.00		0.06	7379.00	WHITE elected 4, CONNOR elected 5
8.14				0.03		KELLY's surplus distributed
404.93	1106.43	793.00		0.09	7379.00	
6.72		- 55.00		0.04		YOUD's surplus distributed
411.65	1106.43	738.00		0.13	7379.00	
43.95	- 368.43			0.04		WHITE's surplus distributed
455.60	738.00	738.00		0.17	7379.00	MACKENZIE elected 6
6.35				0.04		CONNOR's surplus distributed
461.95	738.00	738.00		0.21	7379.00	SYNFIELD elected 7
0.27				0.03		MACKENZIE's surplus distributed
462.22	738.00	738.00		0.24	7379.00	
2.13				0.03		SYNFIELD's surplus distributed
464.35	738.00	738.00		0.27	7379.00	
39.20				0.15		McDERMOTT excluded
503.55	738.00	738.00		0.42	7379.00	
27.63			0.21	0.07		FELLOWS excluded
531.18	738.00	738.00	0.21	0.49	7379.00	
52.00			2.00	0.00		TEMPLE part excluded
583.18	738.00	738.00	2.21	0.49	7379.00	RICHARDSON elected 8
51.55			9.23	0.03		TEMPLE part excluded
634.73	738.00	738.00	11.44	0.52	7379.00	KING elected 9

2014 Meander Valley Councillor election - first preferences



Meander Valley Council

Polling closed at 10am 28 October 2014

Returning Officer: Damian Read

Mayor

Declarations admitted: 7 603

Formal Votes: 7 427

Ballot paper adjustment: 8

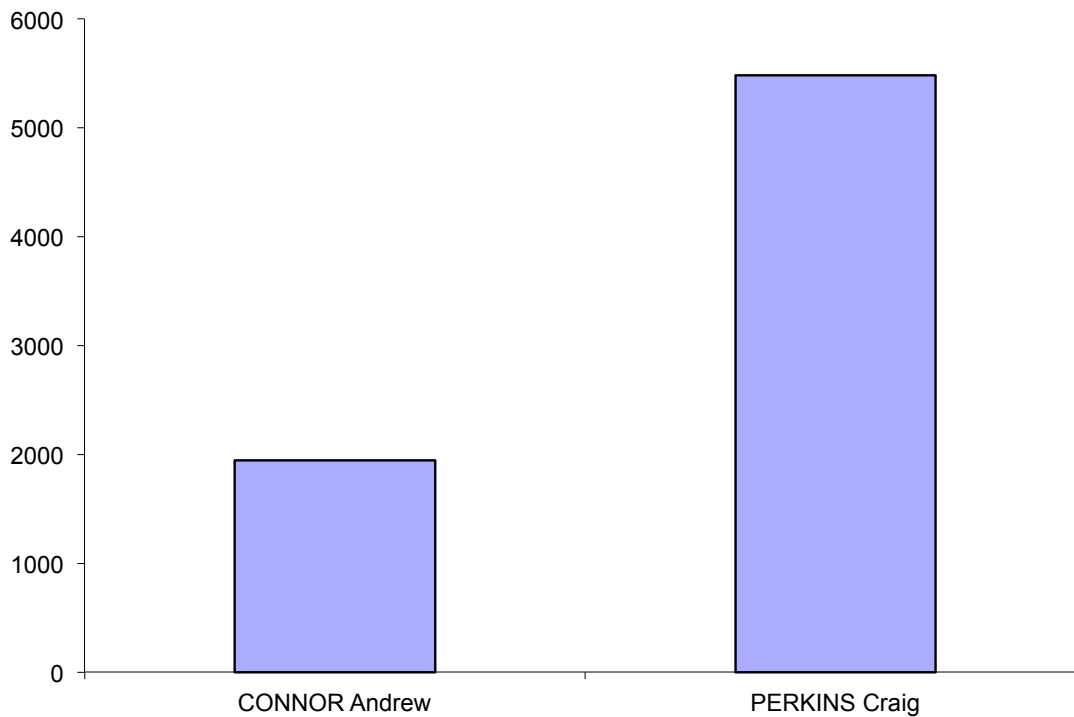
Informal ballot papers: 168

Total ballot papers: 7 595

Informality rate: 2.21%

		CONNOR Andrew	PERKINS Craig	Total Votes	Absolute Majority	Remarks
Count 1	First preferences	1946	5481	7427	3714	PERKINS elected

2014 Meander Valley Mayor election - first preferences



Meander Valley Council

Polling closed at 10am 28 October 2014

Returning Officer: Damian Read

Deputy Mayor

Declarations admitted: 7 603

Formal Votes: 7 467

Ballot paper adjustment: 7

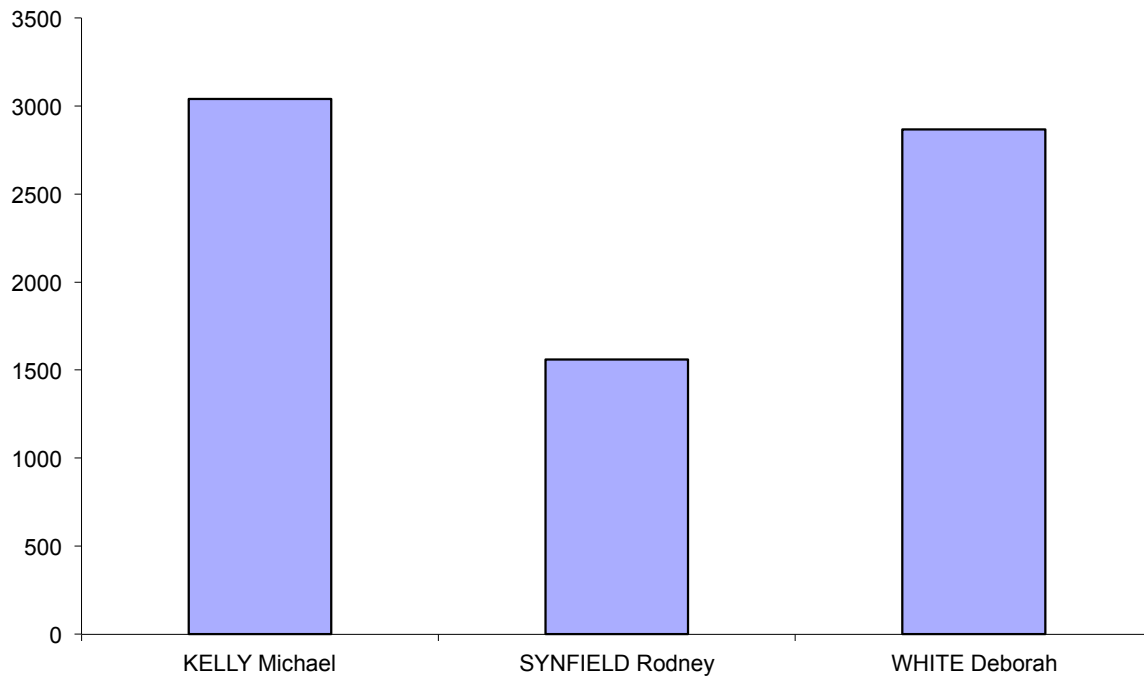
Informal ballot papers: 129

Total ballot papers: 7 596

Informality rate: 1.70%

		KELLY Michael	SYNFIELD Rodney	WHITE Deborah	Exhausted	Total Votes	Absolute Majority	Remarks
Count 1	Progress Total	3040	1561	2866	0	7467	3734	First preferences
Count 2	Votes transferred	737	-1561	693	131			SYNFIELD excluded
	Progress Total	3777	0	3559	131	7467	3669	KELLY elected

2014 Meander Valley Deputy Mayor election - first preferences



Meander Valley Council Councillor Recount

Recount due to death of Bob Loone

19 December 2013

		FLOWERS Ron	KNOWLES Kevin	PARSONS Phill	STEPHENS Peter	SYNFLD Rodney	Exhausted Votes	Lost by fraction	Total Votes	Absolute majority	Remarks
Count 1	Total	247.34	175.50	189.21	173.85	236.37	13.71	0.02	1 036.00	511.14	Distribution of LOONE
Count 2	Votes transferred	34.00	37.84	39.48	- 173.85	35.10	27.42	0.01			STEPHENS excluded
	Progress total	281.34	213.34	228.69	0.00	271.47	41.13	0.03	1 036.00	497.43	
Count 3	Votes transferred	44.42	- 213.34	78.97		67.45	22.48	0.02			KNOWLES excluded
	Progress total	325.76	0.00	307.66		338.92	63.61	0.05	1 036.00	486.18	
Count 4	Votes transferred	99.81		- 307.66		165.07	42.77	0.01			PARSONS excluded
	Progress total	425.57		0.00		503.99	106.38	0.06	1 036.00	464.79	SYNFLD elected