



Break O'Day Council 2018 election report

Contents

- Local Government Elections in Tasmania
- Report on the 2018 Break O'Day Council Elections
- List of Councillors following the 2018 elections
- Councillor results
- Mayor and Deputy Mayor results
- Recount results

Local Government Elections in Tasmania

The 2018 Break O'Day Council election was conducted by the Tasmanian Electoral Commission in accordance with the *Local Government Act 1993*.

Candidate information booklets and complete election results for the state are published on the TEC website www.tec.tas.gov.au.

2018 Election timetable

Notice of election published	Saturday 8 September
Nominations opened	9am Monday 10 September
Electoral rolls closed	6pm Thursday 13 September
Nominations closed	12 noon Monday 24 September
Nominations announced	12 noon Tuesday 25 September
Ballot material received by electors	8–12 October
Polling period	8–30 October
Close of poll	10am Tuesday 30 October

Councillor casual vacancies

Councillor casual vacancies are filled by recount. Only unelected candidates from the relevant election may contest a recount. If there are no unelected candidates able to contest the recount, or the casual vacancy is also for the mayoral position, a by-election is held. A candidate elected at a recount or by-election serves until the next council election.

No casual vacancies are filled within 6 months of the next ordinary election, unless the vacancy results in the council unable to have a quorum.

Elector polls

A council may hold an elector poll on any issue it determines. A council may also be required to hold an elector poll following petitions from electors in accordance with Part 6 of the Act. A council is not bound by the result of an elector poll.

Electoral system

Elections for councillor positions are conducted using a system modelled on the Hare-Clark method of proportional representation used in Tasmanian House of Assembly elections.

Mayoral and deputy mayoral elections use a preferential system similar to that used for Tasmanian Legislative Council and federal House of Representatives elections.

Voting in Tasmanian local government elections is not compulsory.

Andrew Hawkey ELECTORAL COMMISSIONER July 2019

Report on the 2018 Break O’Day Council Elections

Elections were held for the positions of Mayor, Deputy Mayor and 9 Councillors, all for 4 year terms.

5 330 Break O’Day electors were enrolled for the 2018 elections, comprising 4 984 (93.51%) from the State House of Assembly roll and 346 (6.49%) from the General Manager’s roll.

72.14% of Break O’Day electors returned their ballot papers in comparison with 58.72% statewide.

Break O’Day Councillors

Councillors are listed in order of their election.

Prior to the 2018 elections

Mayor

TUCKER, Mick

Deputy Mayor

McGIVERON, John Charles

9 Councillors

TUCKER, Mick

RUBENACH, Hannah

McGUINNESS, Glenn

McGIVERON, John Charles

LE FEVRE, Barry

OSBORNE, Margaret

TUCKER, John Ewart

DRUMMOND, Janet

WRIGHT, Kylie*

Following the 2018 elections

Mayor

TUCKER, Mick

Deputy Mayor

McGIVERON, John

9 Councillors

TUCKER, Mick

WRIGHT, Kylie

McGIVERON, John

LEFEVRE, Barry

DRUMMOND, Janet

WHITTAKER, Lesa

TUCKER, John

CHAPPLE, Kristi

McGUINNESS, Glenn

* elected by recount

Recounts between the 2014 and 2018 elections

A recount was conducted on 20 January 2015, to fill a vacancy for councillor on the Break O’Day Council following the resignation of Timothy John Warren on 7 January 2015. Seven unelected candidates from the 2014 Break O’Day Council election contested the recount. An abstract of the count is at the back of this report.

The candidates

Break O'Day Council

enrolment 5 330

Councillor	17 candidates (9 to be elected)	
BIRCH, Tyler		St Helens
CHAPPLE, Kristi		St Helens
DRUMMOND, Janet		St Marys
LANGOULANT, Nick		Scamander
LEFEVRE, Barry		St Helens
McGIVERON, John		St Marys
McGUINNESS, Glenn		Binalong Bay
MANNING, Bill		Four Mile Creek
OSBORNE, Margaret		St Helens
QUINN, Ross		St Marys
RAYNER, Neville		St Helens
TUCKER, John		The Gardens
TUCKER, Mick		St Helens
WHITTAKER, Lesa		St Helens
WILSON, Randy		St Helens
WRIGHT, Kylie		St Helens
YOUNG, Brady James		St Helens

Mayor	2 candidates	
TUCKER, Mick		St Helens
WRIGHT, Kylie		St Helens

Deputy Mayor	5 candidates	
LEFEVRE, Barry		St Helens
McGIVERON, John		St Marys
McGUINNESS, Glenn		Binalong Bay
MANNING, Bill		Four Mile Creek
QUINN, Ross		St Marys

Break O'Day Council - 2018 Councillor election

Polling closed at 10am 30 October 2018

Electors enrolled: 5 330

Declarations rejected: 61

Number to be elected: 9

Declarations returned: 3 845

Declarations admitted: 3 784

Returning Officer: Graeme Ingram

Response rate: 72.14%

Rejection rate: 1.59%

Count	BIRCH, T	CHAPPLE, K	DRUMMOND, J	LANGOULANT, N	LEFEVRE, B	MCGIVERN, J	MCGUINNESS, G	MANNING, B	OSBORNE, M	QUINN, R	RAYNER, N	TUCKER, J
1	128.00	146.00	263.00	42.00	244.00	267.00	114.00	117.00	132.00	121.00	35.00	170.00
2	12.82	44.55	21.60	6.75	141.76	191.04	84.38	20.92	64.13	23.62	3.37	100.58
3	140.82	190.55	284.60	48.75	385.76	458.04	198.38	137.92	196.13	144.62	38.37	270.58
4	152.39	204.18	310.06	52.09	385.76	458.04	206.35	148.97	208.21	161.85	39.65	275.72
5	155.81	211.03	318.63	52.09	385.76	361.00	229.66	152.05	221.92	164.59	42.39	302.46
6 to 10	156.39	213.03	319.92	52.32	361.00	361.00	234.61	153.22	226.40	165.17	43.09	308.23
11 to 15	159.54	216.63	324.36	53.32	361.00	361.00	235.28	155.22	227.40	170.42	45.09	310.58
16 to 20	164.46	218.98	326.62	54.91	361.00	361.00	240.86	156.58	231.55	172.36	47.20	316.68
21 to 25	167.69	224.57	329.62	55.58	361.00	361.00	251.65	164.59	233.51	178.28	0.00	320.39
26 to 27	177.15	228.82	337.15	0.00	361.00	361.00	254.57	176.90	236.20	187.28		322.31
28 to 30	198.85	245.19	362.52		361.00	361.00	272.94	16.96	245.55	219.30		337.71
31	199.98	246.82	362.52		361.00	361.00	276.96	0.00	246.97	222.83		339.56
32 to 36	199.98	248.03	361.00		361.00	361.00	276.96		246.97	222.83		339.56
37	0.00	1.21	- 1.52				0.00		0.00	0.00		0.00
38 to 41	199.98	248.03	361.00		361.00	361.00	276.96		246.97	222.83		339.56
42	- 199.98	64.44					19.67		23.20	38.16		19.14
43	0.00	312.47	361.00		361.00	361.00	296.63		270.17	260.99		358.70
		55.00					29.00		32.00	- 202.00		14.00
		367.47	361.00		361.00	361.00	325.63		302.17	58.99		372.70
							26.30		24.28	- 58.99		
		367.47	361.00		361.00	361.00	351.93		326.45	0.00		372.70
							5.87		3.80			
		367.47	361.00		361.00	361.00	357.80		330.25			372.70
							5.01		3.34			- 11.70
		367.47	361.00		361.00	361.00	362.81		333.59			361.00

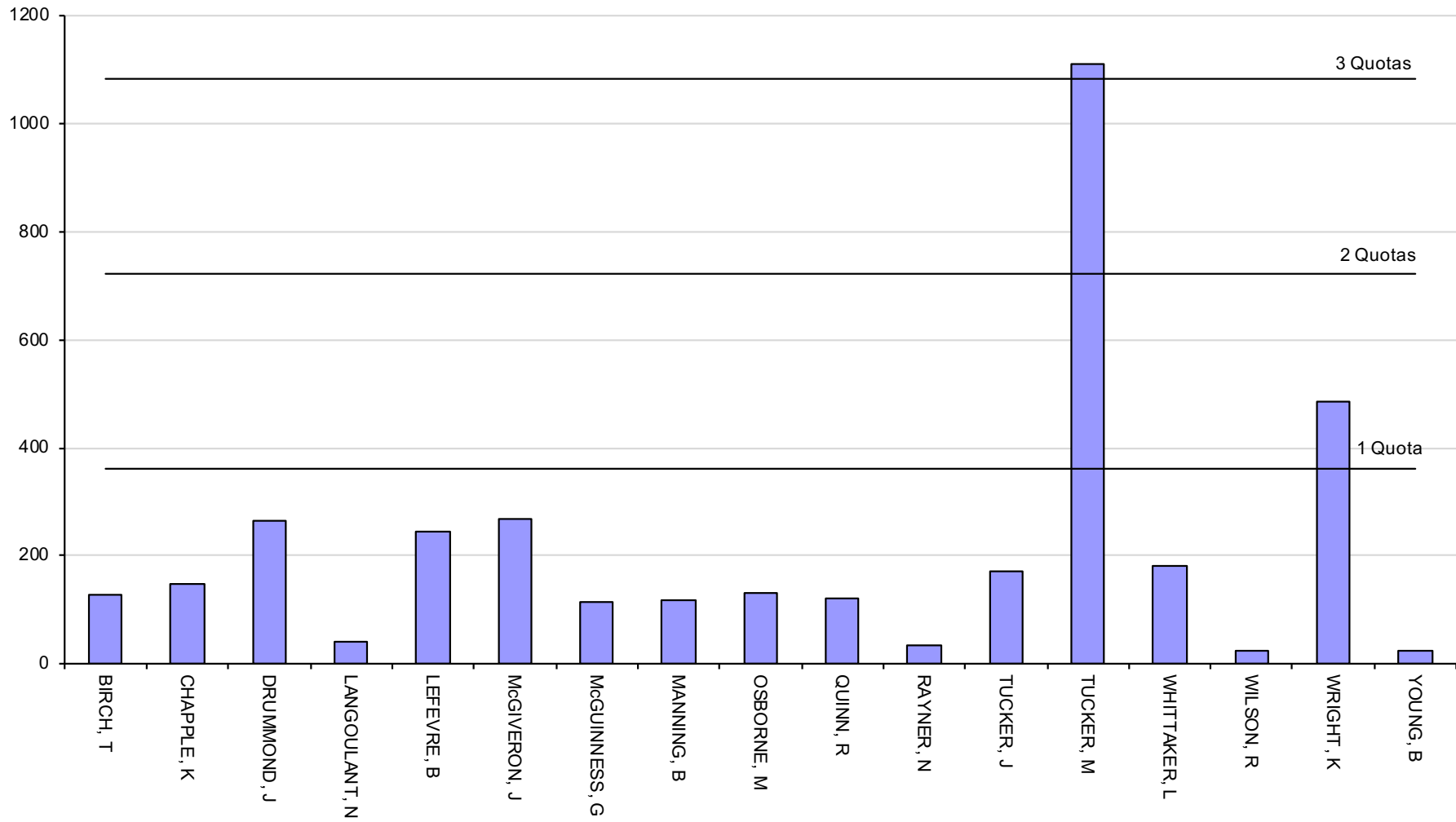
Ballot paper adjustment: 24
 Total ballot papers: 3 760

Formal Votes: 3 606
 Informal ballot papers: 154
 Informality rate: 4.10%

Quota = 361

TUCKER, M	WHITTAKER, L	WILSON, R	WRIGHT, K	YOUNG, B	Votes Exhausted	Loss (Gain) by Fraction	Total Votes	Remarks
1111.00	182.00	23.00	486.00	25.00		0.00	3606.00	TUCKER, M elected 1, WRIGHT, K elected 2
- 750.00	19.57	9.45		5.40		0.06		TUCKER, M's surplus distributed
361.00	201.57	32.45	486.00	30.40		0.06	3606.00	McGIVERON, J elected 3, LEFEVRE, B elected 4
	12.34	1.80	- 125.00	2.05		0.06		WRIGHT, K's surplus distributed
361.00	213.91	34.25	361.00	32.45		0.12	3606.00	
	4.11	1.37		0.34		0.06		McGIVERON, J's surplus distributed
361.00	218.02	35.62	361.00	32.79		0.18	3606.00	
	1.65	0.82		0.47		0.07		LEFEVRE, B's surplus distributed
361.00	219.67	36.44	361.00	33.26		0.25	3606.00	
	4.70	3.03		- 33.26		0.07		YOUNG, B excluded
361.00	224.37	39.47	361.00	0.00		0.32	3606.00	
	7.02	- 39.47				0.09		WILSON, R excluded
361.00	231.39	0.00	361.00			0.41	3606.00	
	4.25					0.07		RAYNER, N excluded
361.00	235.64		361.00			0.48	3606.00	
	5.44					0.06		LANGOULANT, N excluded
361.00	241.08		361.00			0.54	3606.00	
	21.35					0.01		MANNING, B part excluded
361.00	262.43		361.00			0.55	3606.00	DRUMMOND, J elected 5
	3.34					0.04		MANNING, B excluded
361.00	265.77		361.00			0.59	3606.00	
	0.30					0.01		DRUMMOND, J's surplus distributed
361.00	266.07		361.00			0.60	3606.00	
	35.37					0.00		BIRCH, T excluded
361.00	301.44		361.00			0.60	3606.00	
	72.00					0.00		QUINN, R part excluded
361.00	373.44		361.00			0.60	3606.00	WHITTAKER, L elected 6, TUCKER, J elected 7, CHAPPLE, K elected 8
					8.45	(0.04)		QUINN R excluded
361.00	373.44		361.00		8.45	0.56	3606.00	
	- 12.44				2.76	0.01		WHITTAKER, L's surplus distributed
361.00	361.00		361.00		11.21	0.57	3606.00	
					3.34	0.01		TUCKER, J's surplus distributed
361.00	361.00		361.00		14.55	0.58	3606.00	McGUINNESS, G elected 9

2018 Break O'Day Councillor election - first preferences



Break O'Day Council

Polling closed at 10am 30 October 2018

Returning Officer: Graeme Ingram

Mayor

Declarations admitted: 3 784

Ballot paper adjustment: 20

Total ballot papers: 3 764

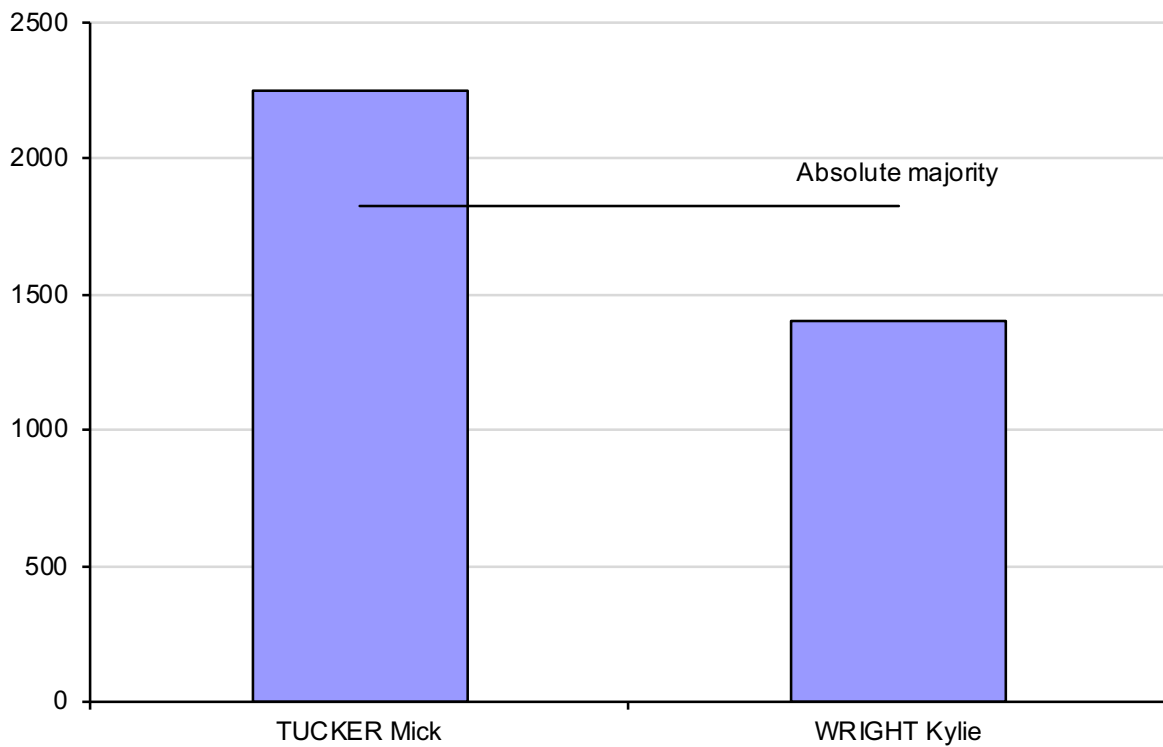
Formal Votes: 3 649

Informal ballot papers: 115

Informality rate: 3.06%

		TUCKER Mick	WRIGHT Kylie	Total Votes	Absolute Majority	Remarks
Count 1	First preferences	2248	1401	3649	1825	TUCKER elected

2018 Break O'Day Mayor election - first preferences



Break O'Day Council

Polling closed at 10am 30 October 2018

Returning Officer: Graeme Ingram

Deputy Mayor

Declarations admitted: 3 784

Ballot paper adjustment: 21

Total ballot papers: 3 763

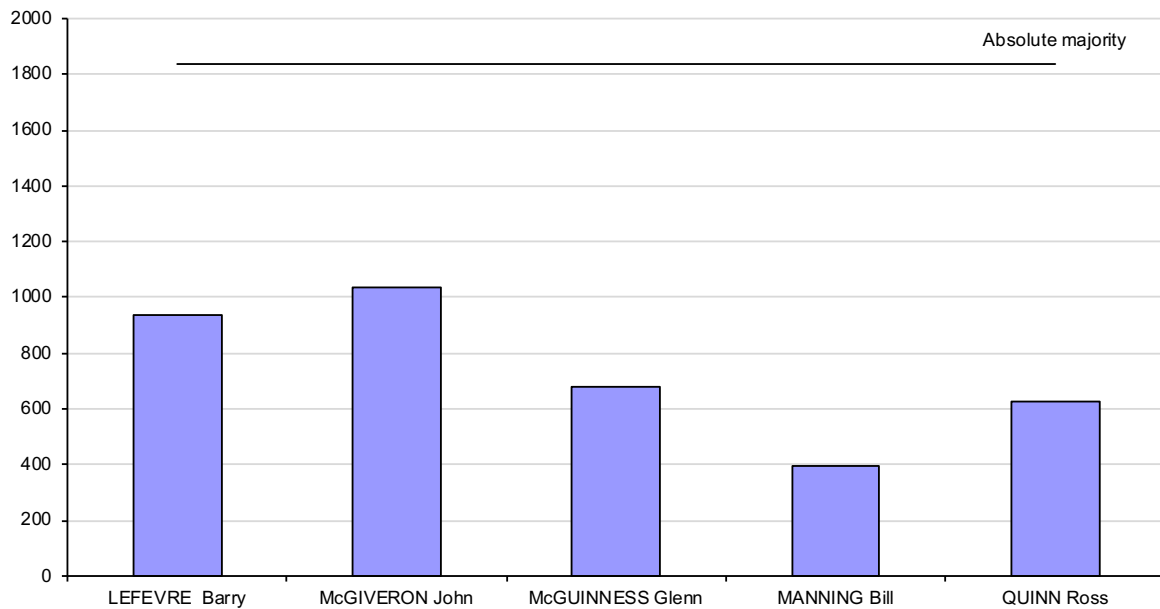
Formal Votes: 3 673

Informal ballot papers: 90

Informality rate: 2.39%

		LEFEVRE Barry	McGIVERON John	McGUINNESS Glenn	MANNING Bill	QUINN Ross	Exhausted	Total Votes	Absolute Majority	Remarks
Count 1	Progress Total	939	1035	681	393	625	0	3673	1837	First preferences
Count 2	Votes transferred	66	46	67	-393	141	73			MANNING excluded
	Progress Total	1005	1081	748	0	766	73	3673	1801	
Count 3	Votes transferred	211	253	-748		172	112			McGUINNESS excluded
	Progress Total	1216	1334	0		938	185	3673	1745	
Count 4	Votes transferred	376	389			-938	173			QUINN excluded
	Progress Total	1592	1723			0	358	3673	1658	McGIVERON elected

2018 Break O'Day Deputy Mayor election - first preferences



Break O'Day Council Councillor Recount

Recount due to resignation of Timothy John Warren

20 January 2015

		LE FEVRE John	LOVE Kevin	MOONEY Brian	OSBORNE Matt	PAULSEN Peter	SPEERS Debra	WRIGHT Kylie	Exhausted Votes	Lost by fraction	Total Votes	Absolute majority	Remarks
Count 1	Total	34.42	40.53	42.87	21.62	36.74	67.73	104.04	1.00	0.05	349.00	173.98	Distribution of WARREN
Count 2	Votes transferred	2.86	0.55	2.55	- 21.62	4.99	4.00	6.67	0.00	0.00			OSBORNE, Matt excluded
	Progress total	37.28	41.08	45.42	0.00	41.73	71.73	110.71	1.00	0.05	349.00	173.98	
Count 3	Votes transferred	- 37.28	4.48	3.41		10.54	5.00	13.51	0.31	0.03			LE FEVRE, John excluded
	Progress total	0.00	45.56	48.83		52.27	76.73	124.22	1.31	0.08	349.00	173.81	
Count 4	Votes transferred		- 45.56	15.04		7.31	6.34	15.42	1.44	0.01			LOVE excluded
	Progress total		0.00	63.87		59.58	83.07	139.64	2.75	0.09	349.00	173.09	
Count 5	Votes transferred			24.68		- 59.58	6.96	19.95	7.98	0.01			PAULSEN excluded
	Progress total			88.55		0.00	90.03	159.59	10.73	0.10	349.00	169.09	
Count 6	Votes transferred			- 88.55			43.95	38.19	6.41	0.00			MOONEY excluded
	Progress total			0.00			133.98	197.78	17.14	0.10	349.00	165.89	WRIGHT elected