



Brighton Council

2018 election report

Contents

- Local Government Elections in Tasmania
- Report on the 2018 Brighton Council Elections
- List of Councillors following the 2018 elections
- Councillor results
- Mayor and Deputy Mayor results
- Recount results

Local Government Elections in Tasmania

The 2018 Brighton Council election was conducted by the Tasmanian Electoral Commission in accordance with the *Local Government Act 1993*.

Candidate information booklets and complete election results for the state are published on the TEC website www.tec.tas.gov.au.

2018 Election timetable

Notice of election published	Saturday 8 September
Nominations opened	9am Monday 10 September
Electoral rolls closed	6pm Thursday 13 September
Nominations closed	12 noon Monday 24 September
Nominations announced	12 noon Tuesday 25 September
Ballot material received by electors	8–12 October
Polling period	8–30 October
Close of poll	10am Tuesday 30 October

Councillor casual vacancies

Councillor casual vacancies are filled by recount. Only unelected candidates from the relevant election may contest a recount. If there are no unelected candidates able to contest the recount, or the casual vacancy is also for the mayoral position, a by-election is held. A candidate elected at a recount or by-election serves until the next council election.

No casual vacancies are filled within 6 months of the next ordinary election, unless the vacancy results in the council unable to have a quorum.

Elector polls

A council may hold an elector poll on any issue it determines. A council may also be required to hold an elector poll following petitions from electors in accordance with Part 6 of the Act. A council is not bound by the result of an elector poll.

Electoral system

Elections for councillor positions are conducted using a system modelled on the Hare-Clark method of proportional representation used in Tasmanian House of Assembly elections.

Mayoral and deputy mayoral elections use a preferential system similar to that used for Tasmanian Legislative Council and federal House of Representatives elections.

Voting in Tasmanian local government elections is not compulsory.

Andrew Hawkey ELECTORAL COMMISSIONER July 2019

Report on the 2018 Brighton Council Elections

Elections were held for the positions of Mayor, Deputy Mayor and 9 Councillors, all for 4 year terms.

12 135 Brighton electors were enrolled for the 2018 elections, comprising 12 074 (99.50%) from the State House of Assembly roll and 61 (0.50%) from the General Manager's roll.

52.60% of Brighton electors returned their ballot papers in comparison with 58.72% statewide.

Brighton Councillors

Councillors are listed in order of their election.

Prior to the 2018 elections

Mayor

FOSTER, Tony

Deputy Mayor

CURRAN, Barbara

9 Councillors

FOSTER, Tony

OWEN, Phil

CURRAN, Barbara

JEFFRIES, Moya

GRAY, Leigh

GEARD, Peter

GARLICK, Wayne

WILLIAMS, Sonya

HIGGINS, Keith*

Following the 2018 elections

Mayor

FOSTER, Tony

Deputy Mayor

CURRAN, Barbara

9 Councillors

FOSTER, Tony

CURRAN, Barbara

OWEN, Phil

GRAY, Leigh

GEARD, Peter

WHELAN, Jessica

JEFFRIES, Moya

MURTAGH, Tennille

GARLICK, Wayne

* elected by recount

Recounts between the 2014 and 2018 elections

A recount was conducted on 27 October 2016, to fill a vacancy for councillor on the Brighton Council following the death of Geoff Taylor on 14 October 2016. Six unelected candidates from the 2014 Brighton Council election contested the recount. An abstract of the count is at the back of this report.

The candidates

Brighton Council

enrolment 12 135

Councillor	14 candidates (9 to be elected)	
CURRAN, Barbara		Brighton
FOSTER, Tony		Pontville
GARLICK, Wayne		Honeywood
GEARD, Peter		Brighton
GORDON, Michael		Brighton
GRAY, Leigh		Brighton
HIGGINS, Keith		Bridgewater
JEFFRIES, Moya		Brighton
MONTALVAN, Peter		Old Beach
MURTAGH, Tennille		Bridgewater
OWEN, Phil		Old Beach
SCOTT, Elaine		Bridgewater
WHELAN, Jessica		Brighton
WILLIAMS, Sonya		Gagebrook

Mayor	3 candidates	
FOSTER, Tony		Pontville
GRAY, Leigh		Brighton
OWEN, Phil		Old Beach

Deputy Mayor	4 candidates	
CURRAN, Barbara		Brighton
GEARD, Peter		Brighton
JEFFRIES, Moya		Brighton
MURTAGH, Tennille		Bridgewater

Brighton - 2018 Councillor election

Polling closed at 10am 30 October 2018

Electors enrolled: 12 135

Declarations rejected: 156

Number to be elected: 9

Declarations returned: 6 383

Declarations admitted: 6 227

Returning Officer: Graeme Ingram

Response rate: 52.60%

Rejection rate: 2.44%

Count	CURRAN	FOSTER	GARLUCK	GEARD	GORDON	GRAY	HIGGINS	JEFFRIES	MONTALVAN	MURTAGH
1	866.00	2092.00	136.00	258.00	125.00	375.00	141.00	213.00	76.00	244.00
2		- 1496.00	131.57	383.29	47.19	321.08	40.76	206.66	19.30	118.70
3	866.00	596.00	267.57	641.29	172.19	696.08	181.76	419.66	95.30	362.70
	- 270.00		24.00		24.63		14.34	72.02	6.23	29.93
4	596.00	596.00	291.57	641.29	196.82	696.08	196.10	491.68	101.53	392.63
			10.40		4.86		5.99	22.84	3.16	13.00
5	596.00	596.00	301.97	641.29	201.68	696.08	202.09	514.52	104.69	405.63
			22.28		6.01	- 100.08	7.57	34.54	3.56	14.93
6	596.00	596.00	324.25	641.29	207.69	596.00	209.66	549.06	108.25	420.56
			10.13	- 45.29	2.95		3.54	14.11	1.01	5.57
7	596.00	596.00	334.38	596.00	210.64	596.00	213.20	563.17	109.26	426.13
			5.43		2.17		3.04	7.61	0.86	6.95
8 to 14	596.00	596.00	339.81	596.00	212.81	596.00	216.24	570.78	110.12	433.08
			29.15		13.93		10.85	13.83	- 110.12	22.37
15	596.00	596.00	368.96	596.00	226.74	596.00	227.09	584.61	0.00	455.45
			23.00		9.00		12.00	17.00		26.00
16 to 21	596.00	596.00	391.96	596.00	235.74	596.00	239.09	601.61		481.45
			15.34		7.25		7.98			19.13
22	596.00	596.00	407.30	596.00	242.99	596.00	247.07	601.61		500.58
			0.33		0.99		1.98	- 5.61		1.32
23 to 30	596.00	596.00	407.63	596.00	243.98	596.00	249.05	596.00		501.90
			75.47		- 243.98		48.39			56.23
31	596.00	596.00	483.10	596.00	0.00	596.00	297.44	596.00		558.13
			45.00				- 185.00			85.00
32 to 38	596.00	596.00	528.10	596.00		596.00	112.44	596.00		643.13
			59.36				- 112.44			
39	596.00	596.00	587.46	596.00		596.00	0.00	596.00		643.13
			12.19							- 47.13
	596.00	596.00	599.65	596.00		596.00		596.00		596.00

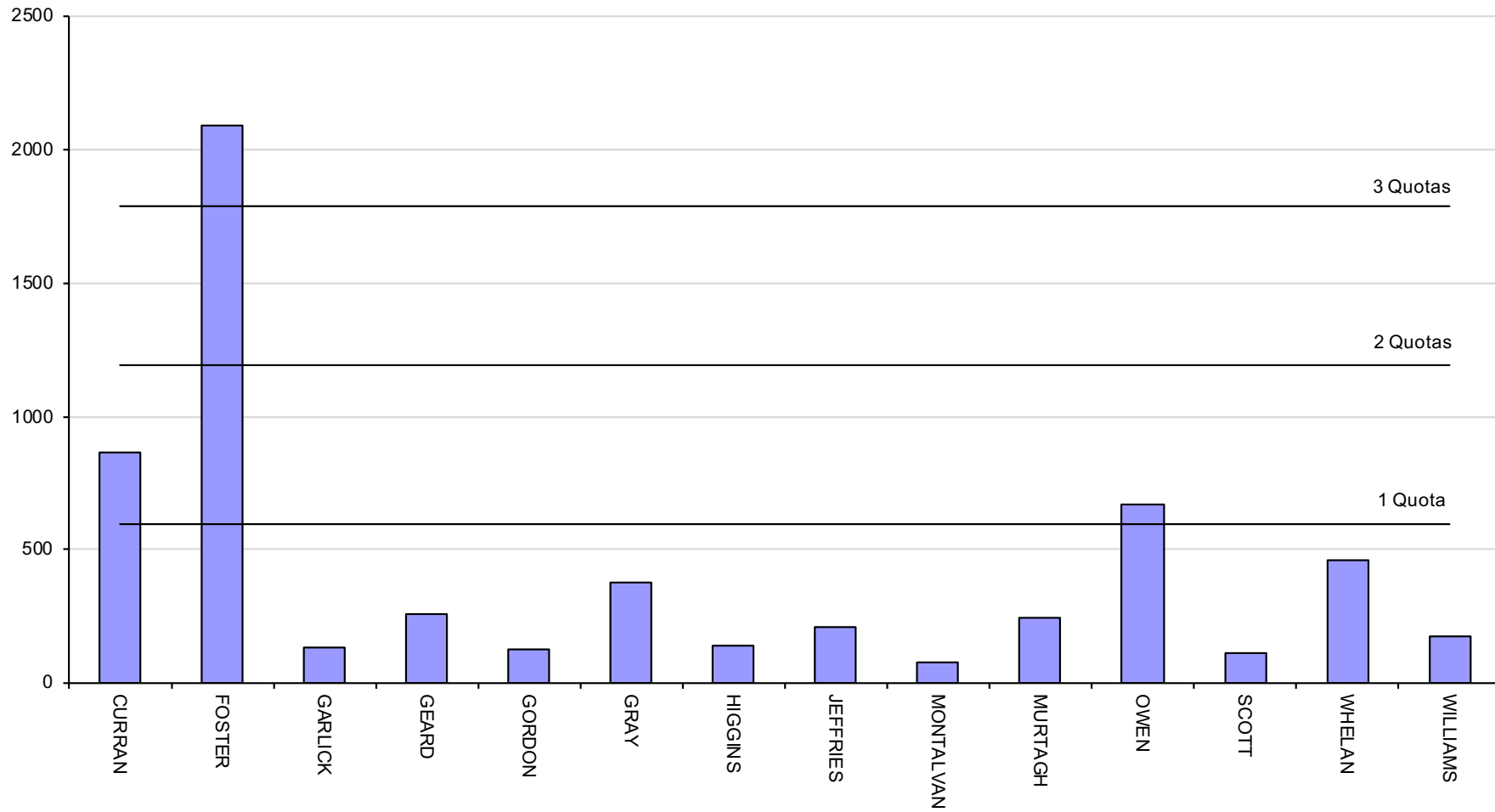
Ballot paper adjustment: 50
 Total ballot papers: 6 177

Formal votes: 5 951
 Informal ballot papers: 226
 Informality rate: 3.66%

Quota = 596

OWEN	SCOTT	WHELAN	WILLIAMS	Votes Exhausted	Loss (Gain) by Fraction	Total Votes	Remarks
672.00	116.00	459.00	178.00		0.00	5951.00	FOSTER elected 1, CURRAN elected 2, OWEN elected 3
	32.89	120.13	74.37		0.06		FOSTER's surplus distributed
672.00	148.89	579.13	252.37		0.06	5951.00	GRAY elected 4, GEAR elected 5
	17.77	55.80	25.25		0.03		CURRAN's surplus distributed
672.00	166.66	634.93	277.62		0.09	5951.00	WHELAN elected 6
- 76.00	6.22		9.49		0.04		OWEN's surplus distributed
596.00	172.88	634.93	287.11		0.13	5951.00	
	5.12		6.01		0.06		GRAY's surplus distributed
596.00	178.00	634.93	293.12		0.19	5951.00	
	3.21		4.73		0.04		GEARD's surplus distributed
596.00	181.21	634.93	297.85		0.23	5951.00	
	3.69	- 38.93	9.13		0.05		WHELAN's surplus distributed
596.00	184.90	596.00	306.98		0.28	5951.00	
	9.26		10.59		0.14		MONTALVAN excluded
596.00	194.16	596.00	317.57		0.42	5951.00	
	- 123.00		36.00		0.00		SCOTT part excluded
596.00	71.16	596.00	353.57		0.42	5951.00	JEFFRIES elected 7
	- 71.16		21.35		0.11		SCOTT excluded
596.00	0.00	596.00	374.92		0.53	5951.00	
			0.99		0.00		JEFFRIES' surplus distributed
596.00		596.00	375.91		0.53	5951.00	
			61.22	2.62	0.05		GORDON excluded
596.00		596.00	437.13	2.62	0.58	5951.00	
			53.00	2.00	0.00		HIGGINS part excluded
596.00		596.00	490.13	4.62	0.58	5951.00	MURTAGH elected 8
			51.65	1.44	(0.01)		HIGGINS excluded
596.00		596.00	541.78	6.06	0.57	5951.00	
			32.15	2.77	0.02		MURTAGH's surplus distributed
596.00		596.00	573.93	8.83	0.59	5951.00	GARLICK elected 9

2018 Brighton Councillor election - first preferences



Brighton Council

Polling closed at 10am 30 October 2018

Returning Officer: Graeme Ingram

Mayor

Declarations admitted: 6 227

Formal Votes: 6 029

Ballot paper adjustment: 26

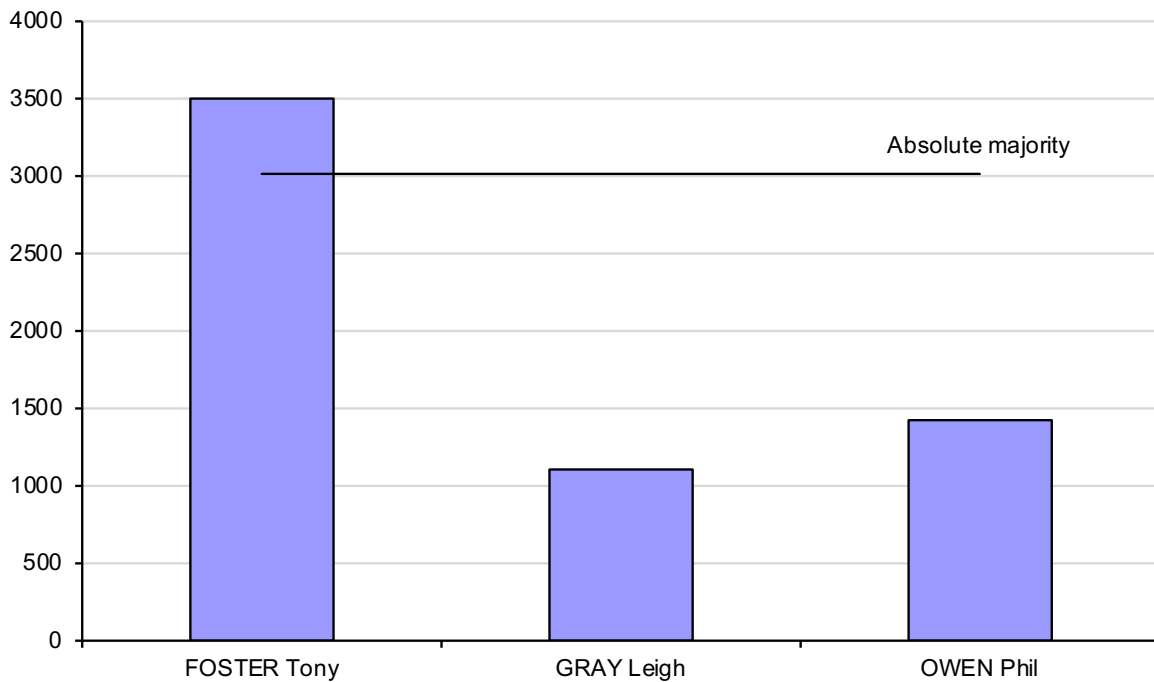
Informal ballot papers: 172

Total ballot papers: 6 201

Informality rate: 2.77%

		FOSTER Tony	GRAY Leigh	OWEN Phil	Total Votes	Absolute Majority	Remarks
Count 1	First preferences	3495	1110	1424	6029	3015	FOSTER elected

2018 Brighton Mayor election - first preferences



Brighton Council

Polling closed at 10am 30 October 2018

Returning Officer: Graeme Ingram

Deputy Mayor

Declarations admitted: 6 227

Ballot paper adjustment: 30

Total ballot papers: 6 197

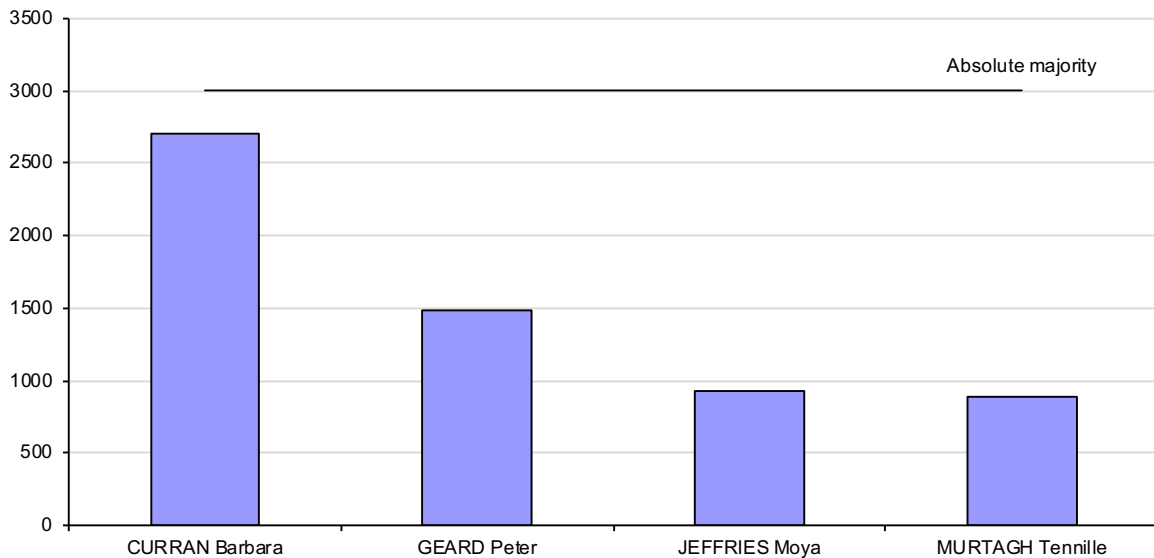
Formal Votes: 6 007

Informal ballot papers: 190

Informality rate: 3.07%

		CURRAN Barbara	GEARD Peter	JEFFRIES Moya	MURTAGH Tennille	Exhausted	Total Votes	Absolute Majority	Remarks
Count 1	Progress Total	2705	1487	928	887	0	6007	3004	First preferences
Count 2	Votes transferred	288	212	309	-887	78			MURTAGH excluded
	Progress Total	2993	1699	1237	0	78	6007	2965	CURRAN elected

2018 Brighton Deputy Mayor election - first preferences



Brighton Council Councillor Recount

Recount due to death of Geoff Taylor

27 October 2016

Candidates

	DE BOMFORD Paul	FRANKLIN Shane Basil	GORDON Michael	HANSCH Barry John	HIGGINS Keith	MURTAGH Tennille	Exhausted Votes	Lost by fraction	Total Votes	Absolute majority	Remarks
Counts 1-11 Total	86.01	40.35	105.79	80.80	115.23	45.65	2.06	0.11	476.00	236.98	Distribution of Taylor
Counts 11-17 Votes transferred	6.20	- 40.35	7.68	7.72	9.31	8.43	0.96	0.05			Franklin excluded
Progress total	92.21	0.00	113.47	88.52	124.54	54.08	3.02	0.16	476.00	236.50	
Counts 18-22 Votes transferred	5.18		18.89	13.72	15.23	- 54.08	1.01	0.05			Murtagh excluded
Progress total	97.39		132.36	102.24	139.77	0.00	4.03	0.21	476.00	235.99	
Counts 23-31 Votes transferred	- 97.39		38.33	26.87	25.37		6.78	0.04			De Bomford excluded
Progress total	0.00		170.69	129.11	165.14		10.81	0.25	476.00	232.60	
Counts 32-39 Votes transferred			52.28	- 129.11	66.15		10.69	- 0.01			Hansch excluded
Progress total			222.97	0.00	231.29		21.50	0.24	476.00	227.26	Higgins Elected