



# Burnie City Council

## 2018 election report

### Contents

- Local Government Elections in Tasmania
- Report on the 2018 Burnie City Council Elections
- List of Councillors (Aldermen) following the 2018 elections
- Councillor (Aldermen) results
- Mayor and Deputy Mayor results
- By-election results



## Local Government Elections in Tasmania

The 2018 Burnie City Council election was conducted by the Tasmanian Electoral Commission in accordance with the *Local Government Act 1993*.

Candidate information booklets and complete election results for the state are published on the TEC website [www.tec.tas.gov.au](http://www.tec.tas.gov.au).

### 2018 Election timetable

Notice of election published	Saturday 8 September
Nominations opened	9am Monday 10 September
Electoral rolls closed	6pm Thursday 13 September
Nominations closed	12 noon Monday 24 September
Nominations announced	12 noon Tuesday 25 September
Ballot material received by electors	8–12 October
Polling period	8–30 October
Close of poll	10am Tuesday 30 October

### Councillor casual vacancies

Councillor casual vacancies are filled by recount. Only unelected candidates from the relevant election may contest a recount. If there are no unelected candidates able to contest the recount, or the casual vacancy is also for the mayoral position, a by-election is held. A candidate elected at a recount or by-election serves until the next council election.

No casual vacancies are filled within 6 months of the next ordinary election, unless the vacancy results in the council unable to have a quorum.

### Elector polls

A council may hold an elector poll on any issue it determines. A council may also be required to hold an elector poll following petitions from electors in accordance with Part 6 of the Act. A council is not bound by the result of an elector poll.

### Electoral system

Elections for councillor positions are conducted using a system modelled on the Hare-Clark method of proportional representation used in Tasmanian House of Assembly elections.

Mayoral and deputy mayoral elections use a preferential system similar to that used for Tasmanian Legislative Council and federal House of Representatives elections.

Voting in Tasmanian local government elections is not compulsory.

Andrew Hawkey ELECTORAL COMMISSIONER July 2019

## Report on the 2018 Burnie City Council Elections

Elections were held for the positions of Mayor, Deputy Mayor and 9 Councillors (Aldermen), all for 4 year terms.

14 396 Burnie City electors were enrolled for the 2018 elections, comprising 14 299 (99.33%) from the State House of Assembly roll and 97 (0.67%) from the General Manager's roll.

62.71% of Burnie City electors returned their ballot papers in comparison with 58.72% statewide.

### Burnie City Councillors (Aldermen)

Councillors are listed in order of their election.

#### Prior to the 2018 elections

##### **Mayor**

BOYD, Alwyn\*

##### **Deputy Mayor**

FRENCH, Sandra^

##### **9 Councillors (Aldermen)**

KONS, Steven

BOYD, Alwyn

BRUMBY, Teeny

FRENCH, Sandra

DORSEY, Ken

BENTLEY, Robert

BLAKE, Ron

LYNCH, Chris

KEYGAN, Amina\*

#### Following the 2018 elections

##### **Mayor**

KONS, Steven

##### **Deputy Mayor**

SIMPSON, Giovanna

##### **9 Councillors (Aldermen)**

KONS, Steven

BOYD, Alwyn

SIMPSON, Giovanna

DORSEY, Ken

PEASE, David

BULLE, Themba

KEYGAN, Amina

BRUMBY, Teeny

LYNCH, Chris

\* elected at by-election

^ elected by councillors following by-elections

### By-elections between the 2014 and 2018 elections

By-elections, conducted by postal ballot, were held to fill vacancies for mayor and one councillor (alderman) following the resignation of Mayor Anita Dow on 23 October 2017. The ballot closed at 10am Tuesday 5 December 2017. Six candidates contested the councillor (alderman) by-election and four candidates contested the mayor by-election. An abstract of each count are at the back of this report.

## The candidates

### Burnie City Council

enrolment 14 396

#### Councillor (Alderman)

18 candidates (9 to be elected)

AITKEN, Trent	Hillcrest
ALTIMIRA, Jim	Upper Natone
ANDERSON, Mick	Upper Burnie
BLAKE, Ron	Montello
BOYD, Alwyn	Montello
BOYS, Jarrod	Upper Burnie
BRUMBY, Teeny	Montello
BULLE, Themba	Park Grove
BUTLER, Ethan	Park Grove
DORSEY, Ken	Park Grove
GIBBONS, Donna	Upper Burnie
GRAVE, Justin	Brooklyn
KERSHAW, Lynne	Parklands
KEYGAN, Amina	Havenview
KONS, Steven	Burnie
LYNCH, Chris	Upper Burnie
PEASE, David	Burnie
SIMPSON, Giovanna	Havenview

#### Mayor

5 candidates

AITKEN, Trent	Hillcrest
BOYD, Alwyn	Montello
DORSEY, Ken	Park Grove
KEYGAN, Amina	Havenview
KONS, Steven	Burnie

#### Deputy Mayor

7 candidates

ALTIMIRA, Jim	Upper Natone
ANDERSON, Mick	Upper Burnie
BOYS, Jarrod	Upper Burnie
BRUMBY, Teeny	Montello
GRAVE, Justin	Brooklyn
LYNCH, Chris	Upper Burnie
SIMPSON, Giovanna	Havenview

# Burnie City Council - 2018 Councillor election

Polling closed at 10am 30 October 2018

Electors enrolled: 14 396

Declarations rejected: 153

Number to be elected: 9

Declarations returned: 9 028

Declarations admitted: 8 875

Returning Officer: Maree Stones

Response rate: 62.71%

Rejection rate: 1.69%

Count	AITKEN	ALTMIRA	ANDERSON	BLAKE	BOYD	BOYS	BRUMBY	BULLE	BUTLER	DORSEY	GIBBONS	GRAVE
1	147.00	113.00	275.00	146.00	958.00	310.00	529.00	523.00	171.00	683.00	147.00	318.00
2	16.66	72.40	50.00	53.65	958.00	32.29	68.23	106.78	11.45	139.59	13.54	35.94
3	163.66	185.40	325.00	199.65	958.00	342.29	597.23	629.78	182.45	822.59	160.54	353.94
4 to 6	2.38	6.71	4.20	7.39	- 109.00	4.55	18.20	7.96	1.70	8.19	2.50	3.29
7	166.04	192.11	329.20	207.04	849.00	346.84	615.43	637.74	184.15	830.78	163.04	357.23
8 to 9	3.00	3.04	0.00	0.52	849.00	0.00	6.52	2.74	0.00	4.00	6.52	2.00
10	169.04	195.15	329.20	207.56	849.00	346.84	621.95	640.48	184.15	834.78	169.56	359.23
11	- 150.00	8.00	16.00	2.00	849.00	26.00	11.00	12.00	3.00	11.00	5.00	14.00
12	19.04	203.15	345.20	209.56	849.00	372.84	632.95	652.48	187.15	845.78	174.56	373.23
13 to 15	- 19.04	0.74	2.53	0.74	849.00	2.08	0.11	0.86	1.04	1.56	0.63	1.78
16	0.00	203.89	347.73	210.30	849.00	374.92	633.06	653.34	188.19	847.34	175.19	375.01
17 to 21	0.89	0.89	0.00	0.00	849.00	0.00	0.89	0.00	0.89	1.79	0.89	4.48
22 to 26	204.78	348.62	210.30	849.00	374.92	633.95	653.34	189.08	849.13	176.08	379.49	0.00
27 to 31	0.00	0.00	0.00	0.00	849.00	0.00	0.06	0.00	0.00	- 0.13	0.00	0.00
32	204.78	348.62	210.30	849.00	374.92	634.01	653.34	189.08	849.00	176.08	379.49	0.00
33 to 35	8.00	10.00	2.00	849.00	8.00	25.00	19.00	5.00	849.00	- 158.00	12.00	0.00
36	212.78	358.62	212.30	849.00	382.92	659.01	672.34	194.08	849.00	18.08	391.49	0.00
37	1.90	1.67	2.79	849.00	2.19	2.12	1.38	0.63	849.00	- 18.08	0.34	0.00
38	214.68	360.29	215.09	849.00	385.11	661.13	673.72	194.71	849.00	0.00	391.83	0.00
39	1.70	0.85	2.55	849.00	1.70	2.55	4.25	1.70	849.00	0.00	0.85	0.00
40 to 47	216.38	361.14	217.64	849.00	386.81	663.68	677.97	196.41	849.00	0.00	392.68	0.00
	11.26	21.04	10.78	849.00	33.04	35.63	18.94	- 196.41	849.00	0.00	24.31	0.00
	227.64	382.18	228.42	849.00	419.85	699.31	696.91	0.00	849.00	0.00	416.99	0.00
	- 227.64	35.79	21.72	849.00	24.74	32.94	44.35	0.00	849.00	0.00	19.02	0.00
	0.00	417.97	250.14	849.00	444.59	732.25	741.26	0.00	849.00	0.00	436.01	0.00
	28.61	- 250.14	0.00	849.00	30.48	41.97	44.41	0.00	849.00	0.00	17.61	0.00
	446.58	0.00	849.00	475.07	774.22	785.67	0.00	849.00	849.00	0.00	453.62	0.00
	- 361.00	849.00	46.00	51.00	79.00	0.00	849.00	849.00	849.00	0.00	53.00	0.00
	85.58	849.00	521.07	825.22	864.67	849.00	849.00	849.00	849.00	849.00	506.62	0.00
	- 78.66	849.00	15.62	18.26	864.67	849.00	849.00	849.00	849.00	849.00	13.02	0.00
	6.92	849.00	536.69	843.48	864.67	849.00	849.00	849.00	849.00	849.00	519.64	0.00
	- 6.92	849.00	1.47	1.93	864.67	849.00	849.00	849.00	849.00	849.00	1.36	0.00
	0.00	849.00	538.16	845.41	864.67	849.00	849.00	849.00	849.00	849.00	521.00	0.00
	849.00	849.00	2.97	3.17	- 15.67	849.00	849.00	849.00	849.00	849.00	4.95	0.00
	849.00	849.00	541.13	848.58	849.00	849.00	849.00	849.00	849.00	849.00	525.95	0.00
	849.00	849.00	0.24	0.61	849.00	849.00	849.00	849.00	849.00	849.00	0.55	0.00
	849.00	849.00	541.37	849.19	849.00	849.00	849.00	849.00	849.00	849.00	526.50	0.00
	849.00	849.00	0.03	- 0.19	849.00	849.00	849.00	849.00	849.00	849.00	0.01	0.00
	849.00	849.00	541.40	849.00	849.00	849.00	849.00	849.00	849.00	849.00	526.51	0.00
	849.00	849.00	275.11	849.00	849.00	849.00	849.00	849.00	849.00	849.00	- 526.51	0.00
	849.00	849.00	816.51	849.00	849.00	849.00	849.00	849.00	849.00	849.00	0.00	0.00

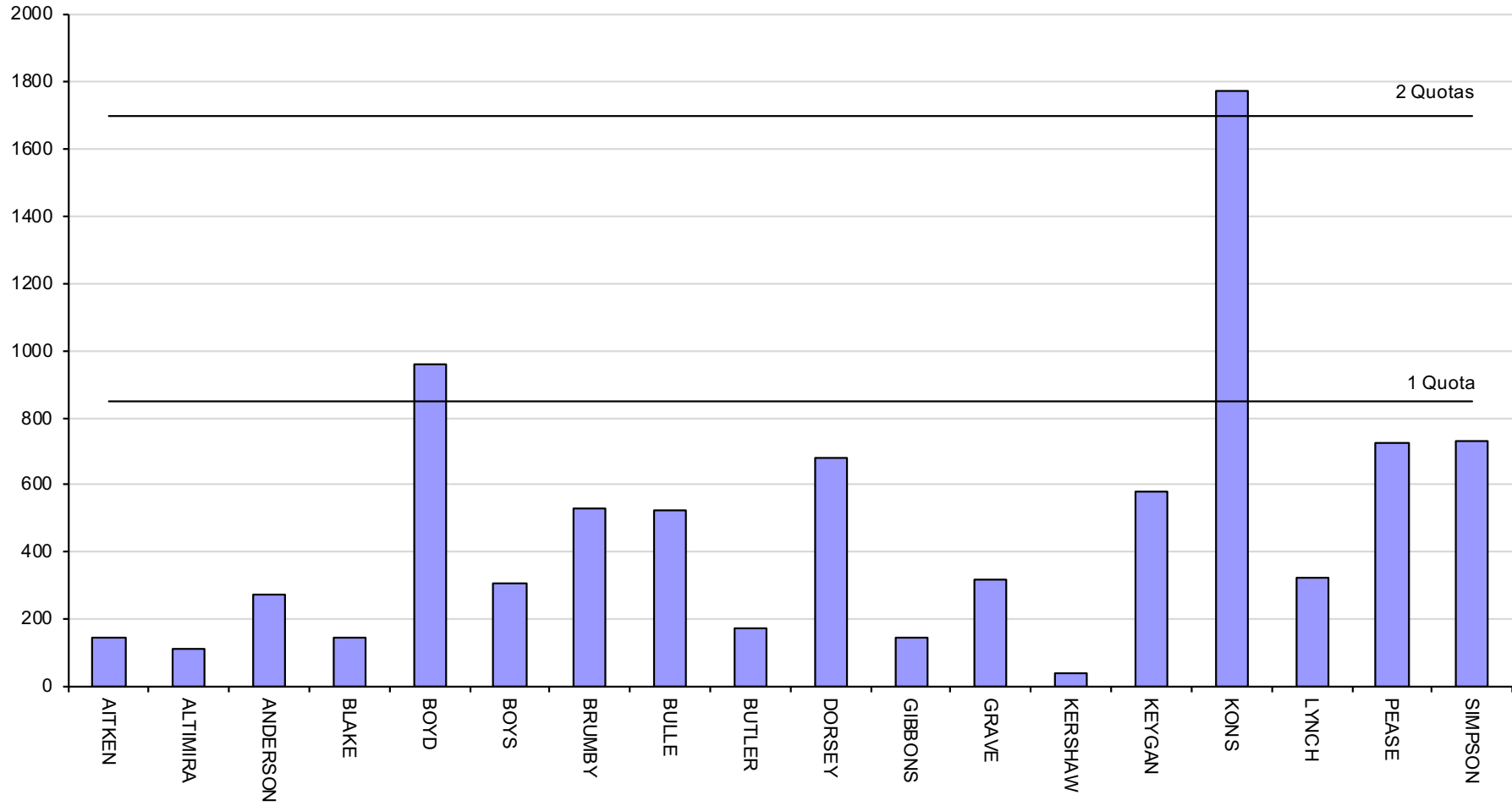
Ballot paper adjustment: 60  
 Total ballot papers: 8 815

Formal Votes: 8 487  
 Informal ballot papers: 328  
 Informality rate: 3.72%

Quota = 849

KERSHAW	KEYGAN	KONS	LYNCH	PEASE	SIMPSON	Votes Exhausted	Loss (Gain) by Fraction	Total Votes	Remarks
38.00	579.00	1772.00	322.00	726.00	730.00		0.00	8487.00	<b>KONS elected 1, BOYD elected 2</b>
4.16	52.60	- 923.00	66.67	92.71	106.25		0.08		KONS' surplus distributed
42.16	631.60	849.00	388.67	818.71	836.25		0.08	8487.00	
0.22	11.37		8.30	13.99	7.96		0.09		BOYD's surplus distributed
42.38	642.97	849.00	396.97	832.70	844.21		0.17	8487.00	
- 42.38	6.00		4.00	1.00	3.04		0.00		KERSHAW excluded
0.00	648.97	849.00	400.97	833.70	847.25		0.17	8487.00	
	8.00		10.00	7.00	17.00		0.00		AITKEN part excluded
	656.97	849.00	410.97	840.70	864.25		0.17	8487.00	<b>SIMPSON elected 3</b>
	2.53		1.15	3.23			0.06		AITKEN excluded
	659.50	849.00	412.12	843.93	864.25		0.23	8487.00	
	2.69		0.89	0.89	- 15.25		0.06		SIMPSON's surplus distributed
	662.19	849.00	413.01	844.82	849.00		0.29	8487.00	<b>DORSEY elected 4</b>
	0.00		0.06	0.00			0.01		DORSEY's surplus distributed
	662.19	849.00	413.07	844.82	849.00		0.30	8487.00	
	32.00		9.00	28.00			0.00		GIBBONS part excluded
	694.19	849.00	422.07	872.82	849.00		0.30	8487.00	<b>PEASE elected 5</b>
	2.30		2.71				0.05		GIBBONS excluded
	696.49	849.00	424.78	872.82	849.00		0.35	8487.00	
	3.40		4.25	- 23.82			0.02		PEASE's surplus distributed
	699.89	849.00	429.03	849.00	849.00		0.37	8487.00	
	21.15		20.24				0.02		BUTLER excluded
	721.04	849.00	449.27	849.00	849.00		0.39	8487.00	
	24.61		24.42				0.05		ALTIMIRA excluded
	745.65	849.00	473.69	849.00	849.00		0.44	8487.00	
	27.73		59.31				0.02		BLAKE excluded
	773.38	849.00	533.00	849.00	849.00		0.46	8487.00	
	60.00		72.00				0.00		ANDERSON part excluded
	833.38	849.00	605.00	849.00	849.00		0.46	8487.00	<b>BULLE elected 6</b>
	17.70		13.02			1.04	0.00		ANDERSON part excluded
	851.08	849.00	618.02	849.00	849.00	1.04	0.46	8487.00	<b>KEYGAN elected 7</b>
			2.04				0.11		ANDERSON excluded
	851.08	849.00	620.06	849.00	849.00	1.15	0.47	8487.00	
			4.56			0.00	0.02		BULLE's surplus distributed
	851.08	849.00	624.62	849.00	849.00	1.15	0.49	8487.00	
	- 2.08		0.30			0.36	0.02		KEYGAN's surplus distributed
	849.00	849.00	624.92	849.00	849.00	1.51	0.51	8487.00	<b>BRUMBY elected 8</b>
			0.05			0.07	0.03		BRUMBY's surplus distributed
	849.00	849.00	624.97	849.00	849.00	1.58	0.54	8487.00	
			214.67			36.75	(0.02)		GRAVE excluded
	849.00	849.00	839.64	849.00	849.00	38.33	0.52	8487.00	<b>LYNCH elected 9</b>

### 2018 Burnie City Councillor election - first preferences





## Burnie City Council

Polling closed at 10am 30 October 2018  
Returning Officer: Maree stones

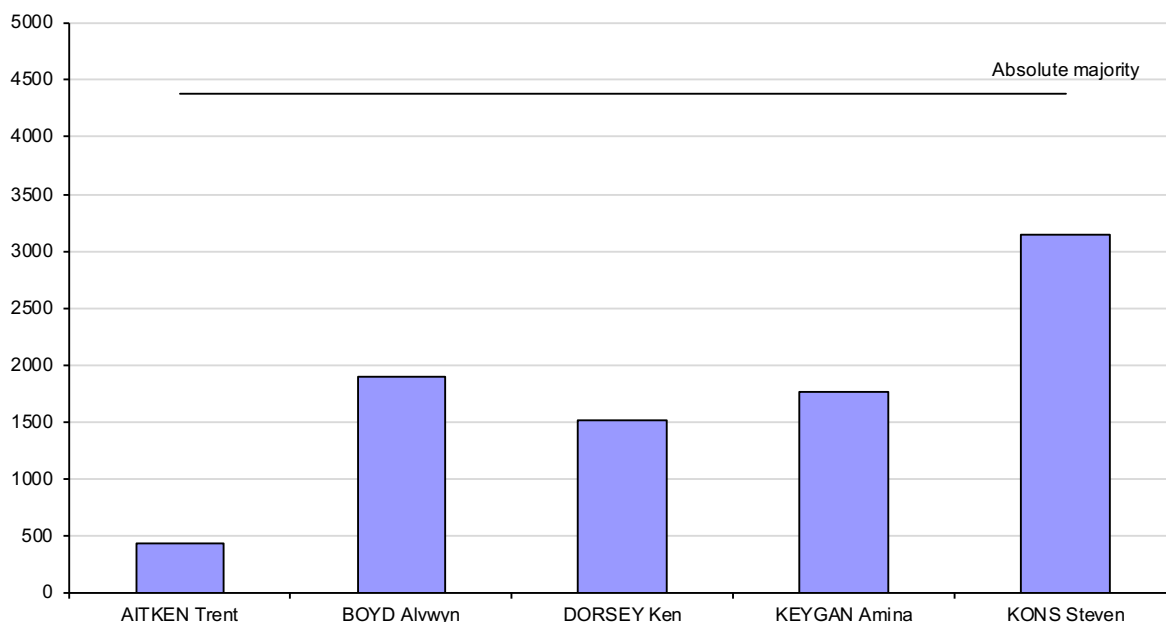
### Mayor

Declarations admitted: 8 875  
Ballot paper adjustment: 31  
Total ballot papers: 8 844

Formal Votes: 8 760  
Informal ballot papers: 84  
Informality rate: 0.95%

		AITKEN Trent	BOYD Alwyn	DORSEY Ken	KEYGAN Amina	KONS Steven	Exhausted	Total Votes	Absolute Majority	Remarks
Count 1	Progress Total	442	1898	1510	1768	3142	0	8760	4381	First preferences
Count 2	Votes transferred	-442	83	87	163	68	41			AITKEN excluded
	Progress Total	0	1981	1597	1931	3210	41	8760	4360	
Count 3	Votes transferred		307	-1597	547	579	165			DORSEY excluded
	Progress Total		2288	0	2478	3788	206	8760	4278	
Count 4	Votes transferred		-2288		1176	847	265			BOYD excluded
	Progress Total		0		3654	4635	471	8760	4145	<b>KONS elected</b>

### 2018 Burnie City Mayor election - first preferences



## Burnie City Council

Polling closed at 10am 30 October 2018

Returning Officer: Maree Stones

### Deputy Mayor

Declarations admitted: 8 875

Ballot paper adjustment: 36

Total ballot papers: 8 839

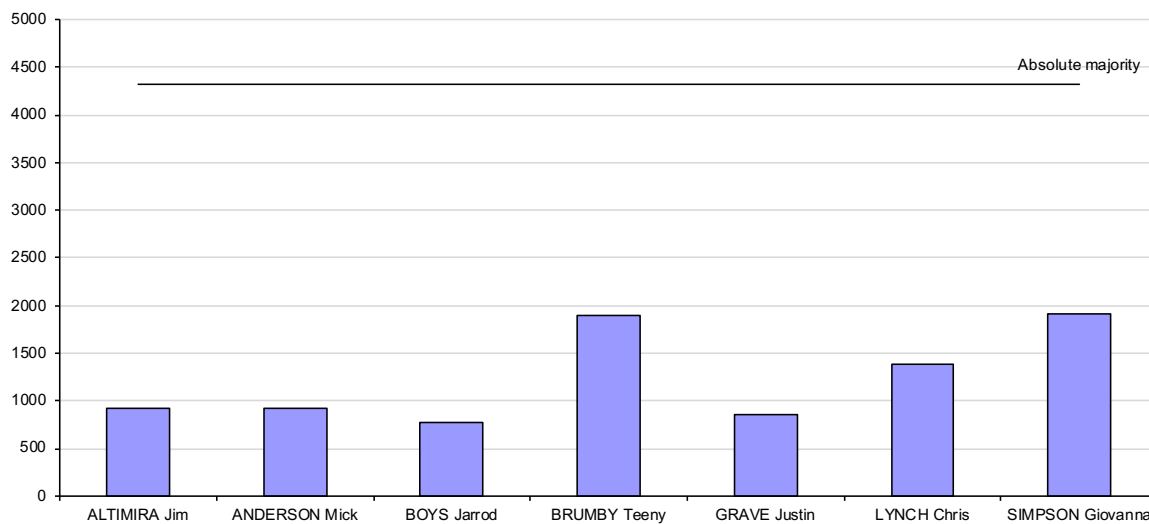
Formal Votes: 8 638

Informal ballot papers: 201

Informality rate: 2.27%

	ALTIMIRA Jim	ANDERSON Mick	BOYS Jarrod	BRUMBY Teeny	GRAVE Justin	LYNCH Chris	SIMPSON Giovanna	Exhausted	Total Votes	Absolute Majority	Remarks	
Count 1	Progress Total	916	923	766	1902	851	1376	1904	0	8638	4320	First preferences
Count 2	Votes transferred	68	87	-766	151	117	110	154	79			BOYS excluded
	Progress Total	984	1010	0	2053	968	1486	2058	79	8638	4280	
Count 3	Votes transferred	84	161		225	-968	179	224	95			GRAVE excluded
	Progress Total	1068	1171		2278	0	1665	2282	174	8638	4233	
Count 4	Votes transferred	-1068	283		244		230	204	107			ALTIMIRA excluded
	Progress Total	0	1454		2522		1895	2486	281	8638	4179	
Count 5	Votes transferred		-1454		422		433	447	152			ANDERSON excluded
	Progress Total		0		2944		2328	2933	433	8638	4103	
Count 6	Votes transferred				956		-2328	1136	236			LYNCH excluded
	Progress Total				3900		0	4069	669	8638	3985	<b>SIMPSON elected</b>

### 2018 Burnie City Deputy Mayor election - first preferences



# Burnie City Council Councillor (Alderman) By-election

By-election due to the resignation of Mayor Anita Dow

5 December 2017

Informal: 126

		Candidates									
		AITKEN Trent	ALTIMIRA Jim	ANDERSON Mick	KEYGAN Amina	MIHOCEK Jack	TOLPUTT Bob	Exhausted Votes	Total Votes	Absolute majority	Remarks
Count 1	Total	668	1 133	745	2 996	1 204	798	0	<b>7 544</b>	3 773	First preferences
Count 2	Votes transferred	- 668	101	72	200	108	131	56			AITKEN excluded
	Progressive total	0	1 234	817	3 196	1 312	929	56	<b>7 544</b>	3 745	
Count 3	Votes transferred		160	- 817	248	229	109	71			ANDERSON excluded
	Progressive total		1 394	0	3 444	1 541	1 038	127	<b>7 544</b>	3 709	
Count 4	Votes transferred		217		474	256	-1 038	91			TOLPUTT excluded
	Progressive total		1 611		3 918	1 797	0	218	<b>7 544</b>	3 664	<b>KEYGAN elected</b>

# Burnie City Council Mayor By-election

By-election due to the resignation of Mayor Anita Dow

5 December 2017

Informal: 115

		Candidates							
		ALTIMIRA Jim	BENTLEY Robert	BOYD Alwyn	DORSEY Ken	Exhausted Votes	Total Votes	Absolute majority	Remarks
Count 1	Total	670	1 467	2 673	2 771	0	<b>7 581</b>	3 791	First preferences
Count 2	Votes transferred	- 670	205	194	195	76			ALTIMIRA excluded
	Progressive total	0	1 672	2 867	2 966	76	<b>7 581</b>	3 753	
Count 3	Votes transferred		-1 672	844	691	137			BENTLEY excluded
	Progressive total		0	<b>3 711</b>	3 657	213	<b>7 581</b>	3 685	<b>BOYD elected</b>