



Devonport City Council

2018 election report

Contents

- Local Government Elections in Tasmania
- Report on the 2018 Devonport City Council Elections
- List of Councillors (Aldermen) following the 2018 elections
- Councillor (Aldermen) results
- Mayor and Deputy Mayor results
- Recount results

Local Government Elections in Tasmania

The 2018 Devonport City Council election was conducted by the Tasmanian Electoral Commission in accordance with the *Local Government Act 1993*.

Candidate information booklets and complete election results for the state are published on the TEC website www.tec.tas.gov.au.

2018 Election timetable

Notice of election published	Saturday 8 September
Nominations opened	9am Monday 10 September
Electoral rolls closed	6pm Thursday 13 September
Nominations closed	12 noon Monday 24 September
Nominations announced	12 noon Tuesday 25 September
Ballot material received by electors	8–12 October
Polling period	8–30 October
Close of poll	10am Tuesday 30 October

Councillor casual vacancies

Councillor casual vacancies are filled by recount. Only unelected candidates from the relevant election may contest a recount. If there are no unelected candidates able to contest the recount, or the casual vacancy is also for the mayoral position, a by-election is held. A candidate elected at a recount or by-election serves until the next council election.

No casual vacancies are filled within 6 months of the next ordinary election, unless the vacancy results in the council unable to have a quorum.

Elector polls

A council may hold an elector poll on any issue it determines. A council may also be required to hold an elector poll following petitions from electors in accordance with Part 6 of the Act. A council is not bound by the result of an elector poll.

Electoral system

Elections for councillor positions are conducted using a system modelled on the Hare-Clark method of proportional representation used in Tasmanian House of Assembly elections.

Mayoral and deputy mayoral elections use a preferential system similar to that used for Tasmanian Legislative Council and federal House of Representatives elections.

Voting in Tasmanian local government elections is not compulsory.

Andrew Hawkey ELECTORAL COMMISSIONER July 2019

Report on the 2018 Devonport City Council Elections

Elections were held for the positions of Mayor, Deputy Mayor and 9 Councillors (Aldermen), all for 4 year terms.

19 136 Devonport City electors were enrolled for the 2018 elections, comprising 18 940 (98.98%) from the State House of Assembly roll and 196 (1.02%) from the General Manager's roll.

56.46% of Devonport City electors returned their ballot papers in comparison with 58.72% statewide.

Devonport City Councillors (Aldermen)

Councillors are listed in order of their election.

Prior to the 2018 elections

Mayor

ROCKLIFF, Annette[#]

Deputy Mayor

PERRY, Leon[^]

9 Councillors (Aldermen)

PERRY, Leon

LAYCOCK, Lynn

ROCKLIFF, Annette

EMMERTON, Charlie

MATTHEWS, Jeff

JARMAN, Alison

GOODWIN, Grant

MILNE, Tammy^{*}

One position vacant

Following the 2018 elections

Mayor

ROCKLIFF, Annette

Deputy Mayor

JARMAN, Alison

9 Councillors (Aldermen)

ROCKLIFF, Annette

PERRY, Leon

ENNISS, Gerard

MURPHY, Leigh

JARMAN, Alison

MILBOURNE, Sally

LAYCOCK, Lynn

HOLLISTER, Peter Graham

ALEXIOU, John

* elected by recount

[^] elected by councillors

[#] previous deputy mayor filled position following resignation of mayor

Recounts between the 2014 and 2018 elections

A recount was conducted on 2 June 2016, to fill a vacancy for councillor (alderman) on the Devonport City Council following the resignation of Justine Keay on 23 May 2016. Seven unelected candidates from the 2014 Devonport City Council election contested the recount. An abstract of the count is at the back of this report.

Other vacancies between the 2014 and 2018 elections

Councillor and Mayor Steve Martin resigned on 9 March 2018. In accordance with the Act, the vacant offices were not filled due to the vacancies occurring within the six-month period prior to the publication of the notice of election for the 2018 ordinary elections and the remaining number of councillors was sufficient to constitute a quorum.

The candidates

Devonport City Council

enrolment 19 136

Councillor (Alderman)

20 candidates (9 to be elected)

ALEXIOU, John	Ambleside
ALFORD, Trish	Devonport
BUTCHER, Alison	Devonport
ENNISS, Gerard	Devonport
GOODWIN, Grant	East Devonport
GOUGH, Dave	East Devonport
HOLLISTER, Peter Graham	East Devonport
JARMAN, Alison	Devonport
LAYCOCK, Lynn	Devonport
MILBOURNE, Sally	Spreyton
MILNE, Tammy	Devonport
MOORE, Andrew	Tugrah
MURPHY, Leigh	Devonport
PERRY, Leon	Devonport
RITIATA, Taua	Devonport
ROBERTS, Wayne	Devonport
ROCKLIFF, Annette	Spreyton
SHACKLOCK, Paris	Devonport
WATTS, Jason	Devonport
YOUNG, Ralph	Ambleside

Mayor

3 candidates

HOLLISTER, Peter Graham	East Devonport
PERRY, Leon	Devonport
ROCKLIFF, Annette	Spreyton

Deputy Mayor

5 candidates

ENNISS, Gerard	Devonport
GOODWIN, Grant	East Devonport
JARMAN, Alison	Devonport
MILNE, Tammy	Devonport
MURPHY, Leigh	Devonport

Devonport City Council - 2018 Councillor election

Polling closed at 10am 30 October 2018

Electors enrolled: 19 136

Declarations rejected: 182

Number to be elected: 9

Declarations returned: 10 805

Declarations admitted: 10 623

Returning Officer: Sherri Nolan

Response rate: 56.46%

Rejection rate: 1.68%

Count	ALEXOU	ALFORD	BUTCHER	ENNISS	GOODWIN	GOUGH	HOLLISTER	JARMAN	LAYCOCK	MILBOURNE	MILNE	MOORE	MURPHY
1	472.00	170.00	271.00	826.00	279.00	205.00	473.00	605.00	609.00	625.00	344.00	182.00	721.00
2	49.22	26.80	15.86	189.79	88.60	13.12	119.78	191.97	167.91	90.79	71.10	19.14	135.64
3	521.22	196.80	286.86	1015.79	367.60	218.12	592.78	796.97	776.91	715.79	415.10	201.14	856.64
4	29.96	7.98	5.99	94.87	50.26	7.32	47.60	42.94	52.59	30.95	21.63	11.31	75.23
5 to 8	551.18	204.78	292.85	1110.66	417.86	225.44	640.38	839.91	829.50	746.74	436.73	212.45	931.87
9 to 12	4.55	4.22	1.30	- 92.66	8.45	1.95	8.77	8.77	14.30	9.75	4.55	2.27	17.88
13 to 16	555.73	209.00	294.15	1018.00	426.31	227.39	649.15	848.68	843.80	756.49	441.28	214.72	949.75
17 to 20	2.54	6.33	2.00		6.42	3.54	2.42	2.00	4.54	5.97	2.87	3.33	3.00
21 to 24	558.27	215.33	296.15	1018.00	432.73	230.93	651.57	850.68	848.34	762.46	444.15	218.05	952.75
25	3.19	6.00	8.87		2.87	8.87	2.54	5.54	5.33	10.66	10.65	2.54	4.33
26 to 28	561.46	221.33	305.02	1018.00	435.60	239.80	654.11	856.22	853.67	773.12	454.80	220.59	957.08
29	7.54	13.66	3.66		3.33	5.54	5.00	10.86	3.86	10.87	7.54	8.33	6.87
30 to 34	569.00	234.99	308.68	1018.00	438.93	245.34	659.11	867.08	857.53	783.99	462.34	228.92	963.95
35	19.08	2.54	9.52		12.51	10.19	4.99	23.96	10.97	35.31	12.09	12.33	24.61
36 to 39	588.08	237.53	318.20	1018.00	451.44	255.53	664.10	891.04	868.50	819.30	474.43	241.25	988.56
40	26.16	- 237.53	13.40		6.08	10.08	10.62	44.31	17.27	37.58	17.97	10.73	28.58
41	614.24	0.00	331.60	1018.00	457.52	265.61	674.72	935.35	885.77	856.88	492.40	251.98	1017.14
42	18.00		12.00		6.00	14.00	22.00	22.00	23.00	29.00	20.00	- 215.00	37.00
43 to 48	632.24		343.60	1018.00	463.52	279.61	696.72	957.35	908.77	885.88	512.40	36.98	1054.14
49	3.51		2.73		2.08	1.75	3.62	4.38	4.29	7.01	2.30	- 36.98	
50	635.75		346.33	1018.00	465.60	281.36	700.34	961.73	913.06	892.89	514.70	0.00	1054.14
51 to 56	4.88		2.93		3.90	1.95	3.90	4.88	3.90	4.88	0.97		- 36.14
52	640.63		349.26	1018.00	469.50	283.31	704.24	966.61	916.96	897.77	515.67		1018.00
53	35.72		27.30		15.42	- 283.31	11.39	45.51	26.25	42.71	51.93		
54	676.35		376.56	1018.00	484.92	0.00	715.63	1012.12	943.21	940.48	567.60		1018.00
55	40.00		- 340.00		20.00		31.00	78.00	26.00	68.00	49.00		
56	716.35		36.56	1018.00	504.92		746.63	1090.12	969.21	1008.48	616.60		1018.00
57	6.99		- 36.56		2.08		3.04		5.27	9.41	6.25		
58	723.34		0.00	1018.00	507.00		749.67	1090.12	974.48	1017.89	622.85		1018.00
59	4.62				2.77		12.94	- 72.12	4.62	23.11	12.94		
60	727.96			1018.00	509.77		762.61	1018.00	979.10	1041.00	635.79		1018.00
61	3.68				1.84		0.92		2.76	- 23.00	7.36		
62	731.64			1018.00	511.61		763.53	1018.00	981.86	1018.00	643.15		1018.00
63	89.00				42.00		69.00		81.00		64.00		
64	820.64			1018.00	553.61		832.53	1018.00	1062.86	1018.00	707.15		1018.00
65	22.65				15.67		15.50				15.75		
66	843.29			1018.00	569.28		848.03	1018.00	1062.86	1018.00	722.90		1018.00
67	10.52				8.86		9.41		- 44.86		12.18		
68	853.81			1018.00	578.14		857.44	1018.00	1018.00	1018.00	735.08		1018.00
69	111.00				- 385.00		162.00				85.00		
70	964.81			1018.00	193.14		1019.44	1018.00	1018.00	1018.00	820.08		1018.00
71	86.07				- 183.72						62.69		
72	1050.88			1018.00	9.42		1019.44	1018.00	1018.00	1018.00	882.77		1018.00

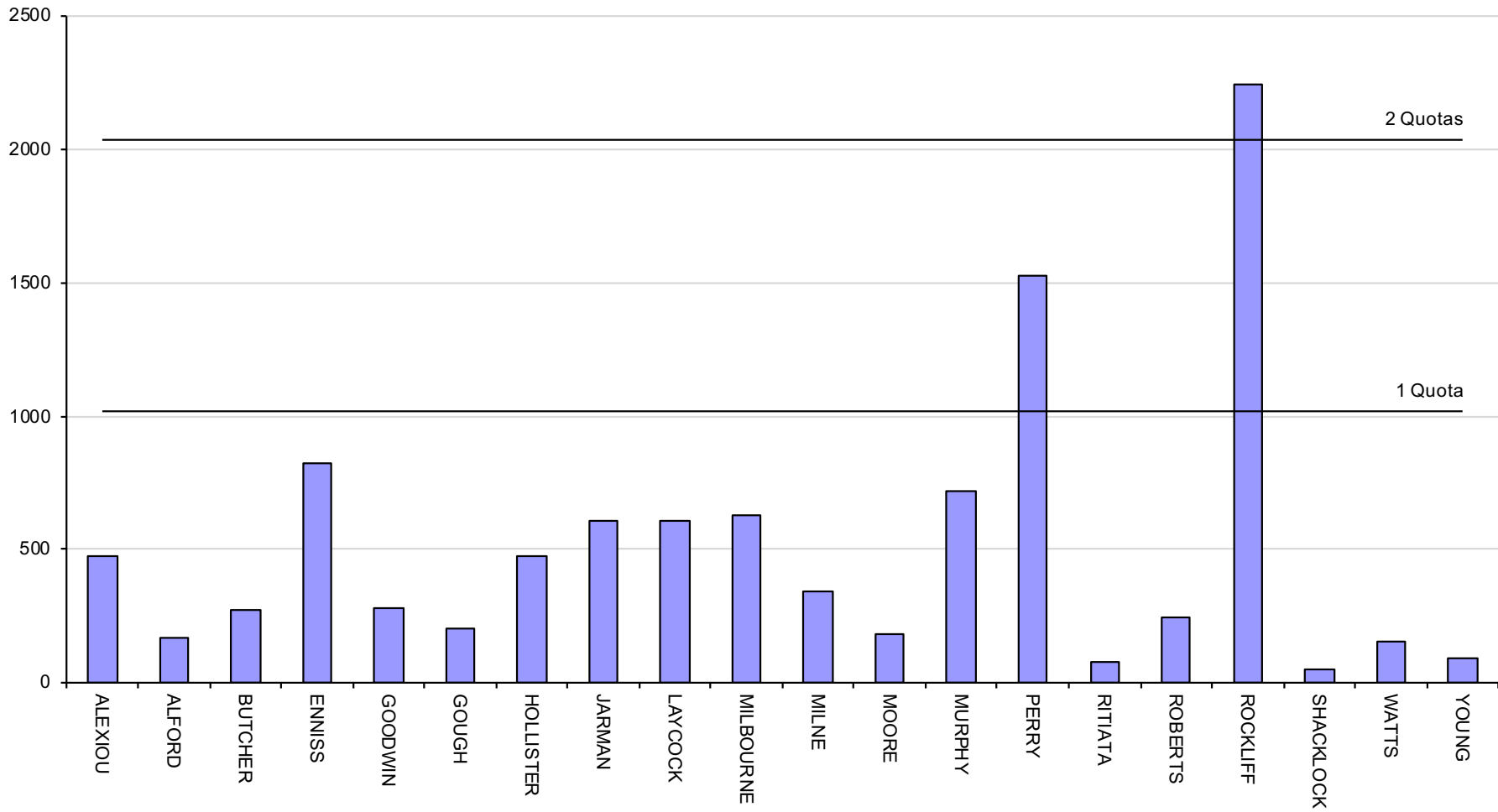
Ballot paper adjustment: 45
 Total ballot papers: 10 578

Formal Votes: 10 177
 Informal ballot papers: 401
 Informality rate: 3.79%

Quota = 1018

PERRY	RITIATA	ROBERTS	ROCKLIFF	SHACKLOCK	WATTS	YOUNG	Votes Exhausted	Loss (Gain) by Fraction	Total Votes	Remarks
1526.00	79.00	246.00	2247.00	47.00	156.00	94.00	0.00		10177.00	ROCKLIFF elected 1, PERRY elected 2
	5.46	20.78	- 1229.00	6.56	12.03	4.37	0.08			ROCKLIFF's surplus distributed
1526.00	84.46	266.78	1018.00	53.56	168.03	98.37	0.08		10177.00	
- 508.00	3.66	11.98		2.33	7.65	3.66	0.09			PERRY's surplus distributed
1018.00	88.12	278.76	1018.00	55.89	175.68	102.03	0.17		10177.00	ENNISS elected 3
	0.65	1.62		0.32	2.27	0.97	0.07			ENNISS' surplus distributed
1018.00	88.77	280.38	1018.00	56.21	177.95	103.00	0.24		10177.00	
	2.54	2.32		- 56.21	1.00	5.33	0.06			SHACKLOCK excluded
1018.00	91.31	282.70	1018.00	0.00	178.95	108.33	0.30		10177.00	
	- 91.31	6.54			6.09	7.20	0.09			RITIATA excluded
1018.00	0.00	289.24	1018.00		185.04	115.53	0.39		10177.00	
		8.54			19.85	- 115.53	0.08			YOUNG excluded
1018.00		297.78	1018.00		204.89	0.00	0.47		10177.00	
		26.73			- 204.89		0.06			WATTS excluded
1018.00		324.51	1018.00		0.00		0.53		10177.00	
		14.66					0.09			ALFORD excluded
1018.00		339.17	1018.00				0.62		10177.00	
		12.00					0.00			MOORE part excluded
1018.00		351.17	1018.00				0.62		10177.00	MURPHY elected 4
		5.26					0.05			MOORE excluded
1018.00		356.43	1018.00				0.67		10177.00	
		3.90					0.05			MURPHY's surplus distributed
1018.00		360.33	1018.00				0.72		10177.00	
		27.04					0.04			GOUGH excluded
1018.00		387.37	1018.00				0.76		10177.00	
		28.00					0.00			BUTCHER part excluded
1018.00		415.37	1018.00				0.76		10177.00	JARMAN elected 5
		3.49					0.03			BUTCHER excluded
1018.00		418.86	1018.00				0.79		10177.00	
		11.09					0.03			JARMAN's surplus distributed
1018.00		429.95	1018.00				0.82		10177.00	MILBOURNE elected 6
		6.44					0.00			MILBOURNE's surplus distributed
1018.00		436.39	1018.00				0.82		10177.00	
		- 363.00					18.00	0.00		ROBERTS part excluded
1018.00		73.39	1018.00				18.00	0.82	10177.00	LAYCOCK elected 7
		- 73.39					3.85	(0.03)		ROBERTS excluded
1018.00		0.00	1018.00				21.85	0.79	10177.00	
							3.87	0.02		LAYCOCK's surplus distributed
1018.00			1018.00				25.72	0.81	10177.00	
							27.00	0.00		GOODWIN part excluded
1018.00			1018.00				52.72	0.81	10177.00	HOLLISTER elected 8
							34.98	(0.02)		GOODWIN part excluded
1018.00			1018.00				87.70	0.79	10177.00	ALEXIOU elected 9

2018 Devonport City Councillor election - first preferences



Devonport City Council

Polling closed at 10am 30 October 2018

Returning Officer: Sherri Nolan

Mayor

Declarations admitted: 10 623

Ballot paper adjustment: 59

Total ballot papers: 10 564

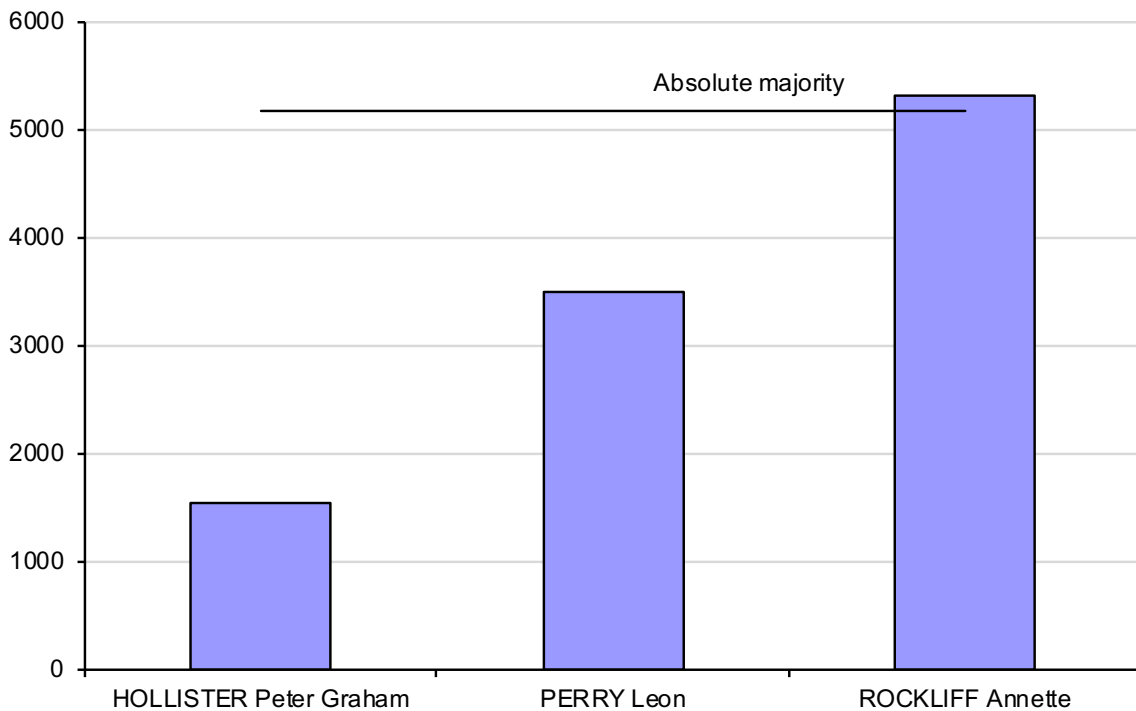
Formal Votes: 10 355

Informal ballot papers: 209

Informality rate: 1.98%

		HOLLISTER Peter Graham	PERRY Leon	ROCKLIFF Annette	Total Votes	Absolute Majority	Remarks
Count 1	First preferences	1538	3491	5326	10355	5178	ROCKLIFF elected

2018 Devonport City Mayor election - first preferences



Devonport City Council

Polling closed at 10am 30 October 2018

Returning Officer: Sherri Nolan

Deputy Mayor

Declarations admitted: 10 623

Ballot paper adjustment: 67

Total ballot papers: 10 556

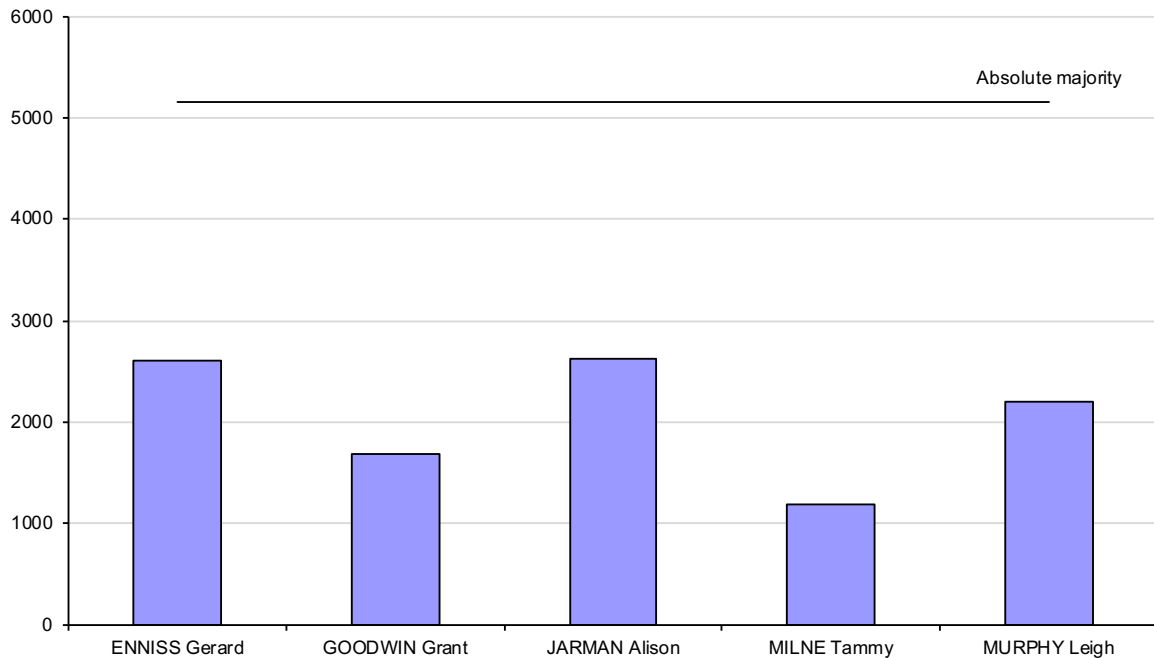
Formal Votes: 10 318

Informal ballot papers: 238

Informality rate: 2.25%

		ENNISS Gerard	GOODWIN Grant	JARMAN Alison	MILNE Tammy	MURPHY Leigh	Exhausted	Total Votes	Absolute Majority	Remarks
Count 1	Progress Total	2606	1696	2632	1186	2198	0	10318	5160	First preferences
Count 2	Votes transferred	192	165	535	-1186	169	125			MILNE excluded
	Progress Total	2798	1861	3167	0	2367	125	10318	5097	
Count 3	Votes transferred	477	-1861	619		552	213			GOODWIN excluded
	Progress Total	3275	0	3786		2919	338	10318	4991	
Count 4	Votes transferred	1452		1183		-2919	284			MURPHY excluded
	Progress Total	4727		4969		0	622	10318	4849	JARMAN elected

2018 Devonport City Deputy Mayor election - first preferences



Devonport City Council Councillor Recount

Recount due to resignation of Justine Keay

2 June 2016

		HILDITCH Wendy	HOLLISTER Peter	KENT Graham (GB)	MILNE Tammy	MOORE Andrew	O'MALLEY James	WEBB Frank	Exhausted Votes	Lost by fraction	Total Votes	Absolute majority	Remarks
Counts 1-7	Total	143.24	79.07	110.39	231.20	125.42	129.38	112.82	5.44	0.04	937.00	465.79	Distribution of Keay
Counts 8-10	Votes transferred	11.58	- 79.07	18.76	12.43	11.75	7.43	12.75	4.28	0.09			HOLLISTER excluded
	Progress total	154.82	0.00	129.15	243.63	137.17	136.81	125.57	9.72	0.13	937.00	463.65	
Counts 11-16	Votes transferred	16.48		17.61	31.22	26.92	24.48	- 125.57	8.79	0.07			WEBB excluded
	Progress total	171.30		146.76	274.85	164.09	161.29	0.00	18.51	0.20	937.00	459.25	
Counts 17-22	Votes transferred	24.07		- 146.76	35.74	32.20	24.25		30.49	0.01			KENT excluded
	Progress total	195.37		0.00	310.59	196.29	185.54		49.00	0.21	937.00	444.01	
Counts 23-29	Votes transferred	44.97			56.69	62.13	- 185.54		21.76	- 0.01			O'MALLEY excluded
	Progress total	240.34			367.28	258.42	0.00		70.76	0.20	937.00	433.13	
Counts 30-35	Votes transferred	- 240.34			107.54	90.56			42.31	- 0.07			HILDITCH excluded
	Progress total	0.00			474.82	348.98			113.07	0.13	937.00	411.97	MILNE elected