



Hobart City Council 2018 election report

Contents

- Local Government Elections in Tasmania
- Report on the 2018 Hobart City Council Elections
- List of Councillors (Aldermen) following the 2018 elections
- Councillor (Aldermen) results
- Lord Mayor and Deputy Lord Mayor results
- Recount results

Local Government Elections in Tasmania

The 2018 Hobart City Council election was conducted by the Tasmanian Electoral Commission in accordance with the *Local Government Act 1993*.

Candidate information booklets and complete election results for the state are published on the TEC website www.tec.tas.gov.au.

2018 Election timetable

Notice of election published	Saturday 8 September
Nominations opened	9am Monday 10 September
Electoral rolls closed	6pm Thursday 13 September
Nominations closed	12 noon Monday 24 September
Nominations announced	12 noon Tuesday 25 September
Ballot material received by electors	8–12 October
Polling period	8–30 October
Close of poll	10am Tuesday 30 October

Councillor casual vacancies

Councillor casual vacancies are filled by recount. Only unelected candidates from the relevant election may contest a recount. If there are no unelected candidates able to contest the recount, or the casual vacancy is also for the mayoral position, a by-election is held. A candidate elected at a recount or by-election serves until the next council election.

No casual vacancies are filled within 6 months of the next ordinary election, unless the vacancy results in the council unable to have a quorum.

Elector polls

A council may hold an elector poll on any issue it determines. A council may also be required to hold an elector poll following petitions from electors in accordance with Part 6 of the Act. A council is not bound by the result of an elector poll.

Electoral system

Elections for councillor positions are conducted using a system modelled on the Hare-Clark method of proportional representation used in Tasmanian House of Assembly elections.

Mayoral and deputy mayoral elections use a preferential system similar to that used for Tasmanian Legislative Council and federal House of Representatives elections.

Voting in Tasmanian local government elections is not compulsory.

Andrew Hawkey ELECTORAL COMMISSIONER July 2019

Report on the 2018 Hobart City Council Elections

Elections were held for the positions of Lord Mayor, Deputy Lord Mayor and 12 Councillors (Aldermen), all for 4 year terms.

37 906 Hobart City electors were enrolled for the 2018 elections, comprising 36 029 (95.05%) from the State House of Assembly roll and 1 877 (4.95%) from the General Manager's roll.

61.94% of Hobart City electors returned their ballot papers in comparison with 58.72% statewide.

Hobart City Councillors (Aldermen)

Councillors are listed in order of their election.

Prior to the 2018 elections

Lord Mayor

CHRISTIE, Ron[#]

Deputy Lord Mayor

SEXTON, Peter Thomas[^]

12 Councillors (Aldermen)

THOMAS, Damon

BURNET, Helen

CHRISTIE, Ron

ZUCCO, Marti

BRISCOE, Jeff

SEXTON, Peter Thomas

RUZICKA, Eva

REYNOLDS, Anna

DENISON, Tanya Marie

COCKER, Philip

HARVEY, Bill^{*}

One position vacant

Following the 2018 elections

Lord Mayor

REYNOLDS, Anna

Deputy Lord Mayor

BURNET, Helen

12 Councillors (Aldermen)

REYNOLDS, Anna

BURNET, Helen

HARVEY, Bill

THOMAS, Damon

BRISCOE, Jeff

BEHRAKIS, Simon

DENISON, Tanya

ZUCCO, Marti

DUTTA, Mike

EWIN, Holly

SHERLOCK, Zelinda

SEXTON, Peter

* elected by recount

[^] elected by councillors

[#] previous deputy mayor filled position following resignation of mayor

Recounts between the 2014 and 2018 elections

A recount was conducted on 4 April 2016, to fill a vacancy for councillor (alderman) on the Hobart City Council following the resignation of Suzy Cooper on 18 March 2016. Twelve unelected candidates from the 2014 Hobart City Council election contested the recount. An abstract of the count is at the back of this report.

Other vacancies between the 2014 and 2018 elections

Alderman and Lord Mayor Sue Hickey resigned on 22 March 2018. In accordance with the Act, the vacant offices were not filled due to the vacancies occurring within the six-month period prior to the publication of the notice of election for the 2018 ordinary elections and the remaining number of aldermen was sufficient to constitute a quorum.

The candidates

Hobart City Council

enrolment 37 906

Councillor (Alderman)

36 candidates (12 to be elected)

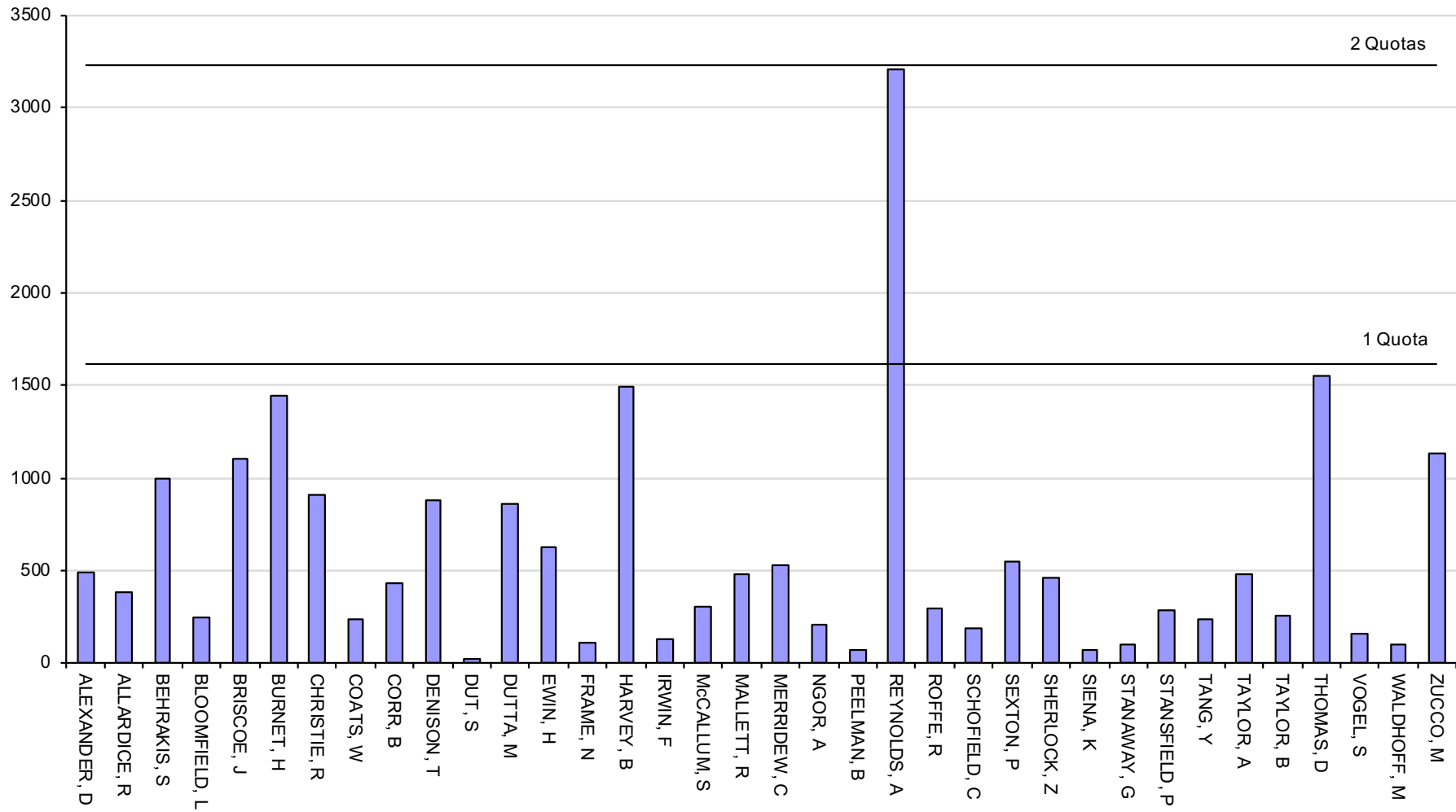
ALEXANDER, Darren	Hobart
ALLARDICE, Robin	Battery Point
BEHRAKIS, Simon	Tolmans Hill
BLOOMFIELD, Louise	Hobart
BRISCOE, Jeff	Hobart
BURNET, Helen	North Hobart
CHRISTIE, Ron	Battery Point
COATS, Will	Dynnyrne
CORR, Brian	New Town
DENISON, Tanya	Hobart
DUT, Salpha	Mount Stuart
DUTTA, Mike	Sandy Bay
EWIN, Holly	West Hobart
FRAME, Nigel	Lenah Valley
HARVEY, Bill	Hobart
IRWIN, Fiona	Hobart
McCALLUM, Stephen	Sandy Bay
MALLETT, Robert	West Hobart
MERRIDEW, Chris	Sandy Bay
NGOR, Atak	North Hobart
PEELMAN, Ben	Sandy Bay
REYNOLDS, Anna	South Hobart
ROFFE, Richard	Sandy Bay
SCHOFIELD, Cat	Glebe
SEXTON, Peter	Battery Point
SHERLOCK, Zelinda	West Hobart
SIENA, Kasha	South Hobart
STANAWAY, Glen	West Hobart
STANSFIELD, Philip	Mount Stuart
TANG, Yongbei	West Moonah
TAYLOR, Andy (Tubes)	North Hobart
TAYLOR, Bec	Blackmans Bay
THOMAS, Damon	Sandy Bay
VOGEL, Stefan	West Hobart
WALDHOFF, Martin	Lenah Valley
ZUCCO, Marti	North Hobart

The candidates

Lord Mayor	11 candidates	
ALEXANDER, Darren		Hobart
BRISCOE, Jeff		Hobart
CHRISTIE, Ron		Battery Point
DENISON, Tanya		Hobart
DUTTA, Mike		Sandy Bay
HARVEY, Bill		Hobart
MALLETT, Robert		West Hobart
REYNOLDS, Anna		South Hobart
SEXTON, Peter		Battery Point
THOMAS, Damon		Sandy Bay
ZUCCO, Marti		North Hobart

Deputy Lord Mayor	11 candidates	
ALLARDICE, Robin		Battery Point
BEHRAKIS, Simon		Tolmans Hill
BLOOMFIELD, Louise		Hobart
BURNET, Helen		North Hobart
COATS, Will		Dynnyrne
MERRIDEW, Chris		Sandy Bay
ROFFE, Richard		Sandy Bay
SHERLOCK, Zelinda		West Hobart
STANSFIELD, Philip		Mount Stuart
TAYLOR, Andy (Tubes)		North Hobart
WALDHOFF, Martin		Lenah Valley

2018 Hobart City Councillor election - first preferences



Hobart City Council

Polling closed at 10am 30 October 2018
Returning Officer: Graeme Ingram

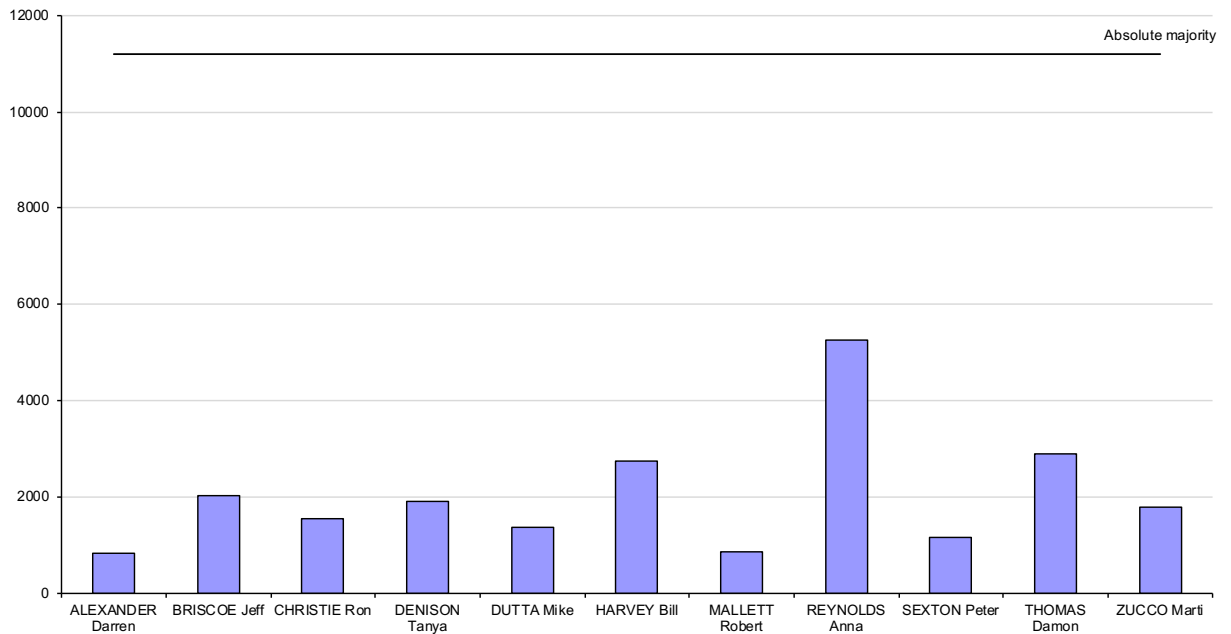
Lord Mayor

Declarations admitted: 23 173
Ballot paper adjustment: 88
Total ballot papers: 23 085

Formal Votes: 22 400
Informal ballot papers: 685
Informality rate: 2.97%

	ALEXANDER Darren	BRISCOE Jeff	CHRISTIE Ron	DENISON Tanya	DUTTA Mike	HARVEY Bill	MALLETT Robert	REYNOLDS Anna	SEXTON Peter	THOMAS Damon	ZUCCO Marti	Exhausted	Total Votes	Absolute Majority	Remarks	
Count 1	Progress Total	822	2019	1551	1920	1386	2742	852	5248	1173	2907	1780	0	22400	11201	First preferences
Count 2	Votes transferred	-822	50	19	161	35	22	77	56	52	112	71	167			ALEXANDER excluded
	Progress Total	0	2069	1570	2081	1421	2764	929	5304	1225	3019	1851	167	22400	11117	
Count 3	Votes transferred		58	39	240	27	27	-929	54	78	111	108	187			MALLETT excluded
	Progress Total		2127	1609	2321	1448	2791	0	5358	1303	3130	1959	354	22400	11024	
Count 4	Votes transferred		173	53	182	53	62		134	-1303	246	122	278			SEXTON excluded
	Progress Total		2300	1662	2503	1501	2853		5492	0	3376	2081	632	22400	10885	
Count 5	Votes transferred		174	91	113	-1501	346		336		89	79	273			DUTTA excluded
	Progress Total		2474	1753	2616	0	3199		5828		3465	2160	905	22400	10748	
Count 6	Votes transferred		305	-1753	199		193		318		242	137	359			CHRISTIE excluded
	Progress Total		2779	0	2815		3392		6146		3707	2297	1264	22400	10569	
Count 7	Votes transferred		301		498		105		226		631	-2297	536			ZUCCO excluded
	Progress Total		3080		3313		3497		6372		4338	0	1800	22400	10301	
Count 8	Votes transferred		-3080		547		660		777		509		587			BRISCOE excluded
	Progress Total		0		3860		4157		7149		4847		2387	22400	10007	
Count 9	Votes transferred				-3860		639		1082		1357		782			DENISON excluded
	Progress Total				0		4796		8231		6204		3169	22400	9616	
Count 10	Votes transferred						-4796		3277		746		773			HARVEY excluded
	Progress Total					0		11508		6950		3942	22400	9230		REYNOLDS elected

2018 Hobart City Lord Mayor election - first preferences



Hobart City Council

Polling closed at 10am 30 October 2018

Returning Officer: Graeme Ingram

Deputy Lord Mayor

Declarations admitted: 23 173

Ballot paper adjustment: 99

Total ballot papers: 23 074

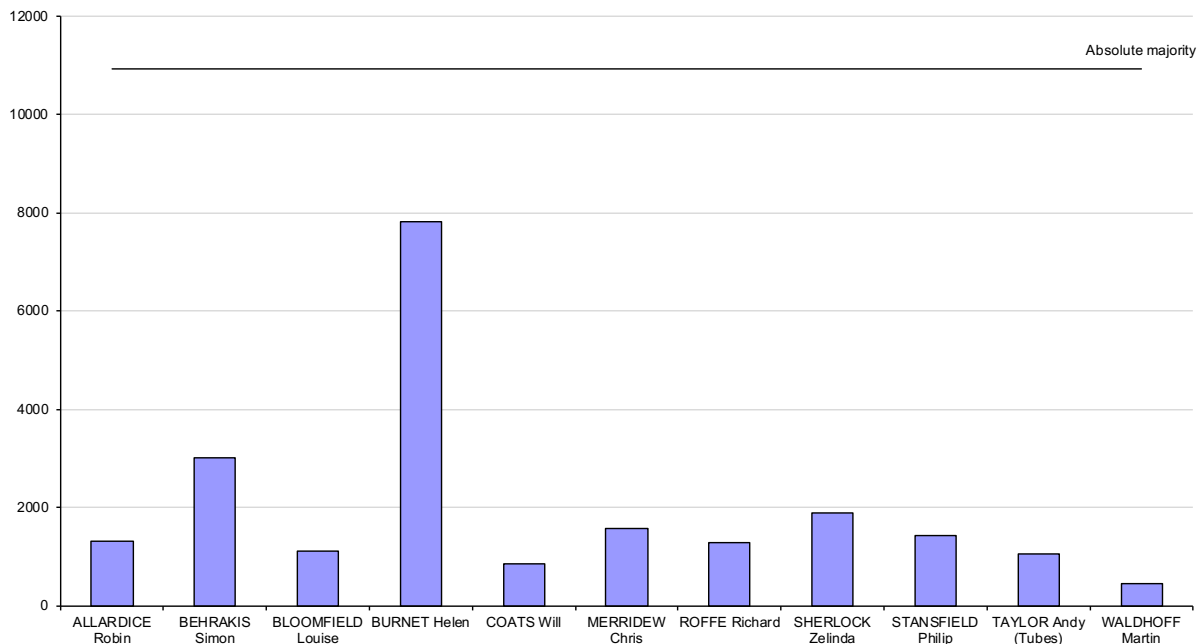
Formal Votes: 21 857

Informal ballot papers: 1 217

Informality rate: 5.27%

	ALLARDICE Robin	BEHRAKIS Simon	BLOOMFIELD Louise	BURNET Helen	COATS Will	MERRIDEW Chris	ROFFE Richard	SHERLOCK Zelinda	STANSFIELD Philip	TAYLOR Andy (Tubes)	WALDHOFF Martin	Exhausted	Total Votes	Absolute Majority	Remarks	
Count 1	Progress Total	1329	3024	1111	7825	863	1587	1304	1891	1425	1049	449	0	21857	10929	First preferences
Count 2	Votes transferred	22	64	45	34	44	38	26	38	18	36	-449	84			WALDHOFF excluded
	Progress Total	1351	3088	1156	7859	907	1625	1330	1929	1443	1085	0	84	21857	10887	
Count 3	Votes transferred	70	194	65	66	-907	78	47	75	37	84		191			COATS excluded
	Progress Total	1421	3282	1221	7925	0	1703	1377	2004	1480	1169		275	21857	10792	
Count 4	Votes transferred	112	159	88	154		60	92	144	90	-1169		270			TAYLOR excluded
	Progress Total	1533	3441	1309	8079		1763	1469	2148	1570	0		545	21857	10657	
Count 5	Votes transferred	159	225	-1309	221		132	93	197	62			220			BLOOMFIELD excluded
	Progress Total	1692	3666	0	8300		1895	1562	2345	1632			765	21857	10547	
Count 6	Votes transferred	144	155		355		194	-1562	152	236			326			ROFFE excluded
	Progress Total	1836	3821		8655		2089	0	2497	1868			1091	21857	10384	
Count 7	Votes transferred	-1836	397		249		269		351	184			386			ALLARDICE excluded
	Progress Total	0	4218		8904		2358		2848	2052			1477	21857	10191	
Count 8	Votes transferred		212		816		341		288	-2052			395			STANSFIELD excluded
	Progress Total		4430		9720		2699		3136	0			1872	21857	9993	
Count 9	Votes transferred		947		617		-2699		536				599			MERRIDEW excluded
	Progress Total		5377		10337		0		3672				2471	21857	9694	BURNET elected

2018 Hobart City Deputy Lord Mayor election - first preferences



Hobart City Council Councillor Recount

Recount due to resignation of Suzy Cooper

4 April 2016

		Candidates													Total Votes	Absolute majority	Remarks	
		ANDREW Rachel	BARLOW Patrick	CAMPBELL Susan	CARROLL Noel	DING Mao	DUTTA Mike	FOLEY Leo	HARVEY Bill	HASTINGS Matt	PETERSON Corey James	ROFFE Richard	STANSFIELD Philip	Exhausted Votes				Lost by fraction
Counts 1-7	Total	167.99	55.91	148.99	42.92	117.30	149.18	115.62	220.79	81.97	106.94	32.85	111.52	0.00	0.02	1 352.00	676.01	Distribution of Cooper
Counts 8-12	Votes transferred	2.37	1.00	4.60	0.00	6.37	0.60	3.60	1.49	3.12	5.82	- 32.85	3.82	0.00	0.06			ROFFE excluded
	Progress total	170.36	56.91	153.59	42.92	123.67	149.78	119.22	222.28	85.09	112.76	0.00	115.34	0.00	0.08	1 352.00	676.01	
Counts 13-16	Votes transferred	3.60	3.00	1.97	- 42.92	7.21	6.49	3.12	3.00	3.00	2.21		9.24	0.00	0.08			CARROLL Excluded
	Progress total	173.96	59.91	155.56	0.00	130.88	156.27	122.34	225.28	88.09	114.97		124.58		0.16	1 352.00	676.01	
Counts 17-20	Votes transferred	3.00	- 59.91	15.41		9.40	4.73	6.02	7.24	8.34	2.58		0.89	2.18	0.12			BARLOW Excluded
	Progress total	176.96	0.00	170.97		140.28	161.00	128.36	232.52	96.43	117.55		125.47	2.18	0.28	1 352.00	674.92	
Counts 21-24	Votes transferred	11.03		5.42		10.55	8.94	10.49	11.58	- 96.43	16.94		20.40	1.00	0.08			HASTINGS Excluded
	Progress total	187.99		176.39		150.83	169.94	138.85	244.10	0.00	134.49		145.87	3.18	0.36	1 352.00	674.42	
Counts 25-29	Votes transferred	21.73		13.79		9.40	20.73	12.24	37.39		- 134.49		16.42	2.73	0.06			PETERSON Excluded
	Progress total	209.72		190.18		160.23	190.67	151.09	281.49		0.00		162.29	5.91	0.42	1 352.00	673.05	
Counts 30-34	Votes transferred	16.00		23.00		21.74	17.30	- 151.09	31.31				32.23	9.51	0.00			FOLEY Excluded
	Progress total	225.72		213.18		181.97	207.97	0.00	312.80				194.52	15.42	0.42	1 352.00	668.30	
Count 35-38	Votes transferred	35.96		42.19		- 181.97	29.40		24.80				33.81	15.79	0.02			DING Excluded
	Progress total	261.68		255.37		0.00	237.37		337.60				228.33	31.21	0.44	1 352.00	660.40	
Counts 39-44	Votes transferred	34.88		68.92			57.61		40.71				- 228.33	26.21	0.00			STANSFIELD Excluded
	Progress total	296.56		324.29			294.98		378.31				0.00	57.42	0.44	1 352.00	647.30	
Counts 45-51	Votes transferred	78.22		90.52			- 294.98		81.15					45.18	- 0.09			DUTTA Excluded
	Progress total	374.78		414.81			0.00		459.46					102.60	0.35	1 352.00	624.71	
Counts 52-56	Votes transferred	- 374.78		114.47					215.62					44.75	- 0.06			ANDREW Excluded
	Progress total	0.00		529.28					675.08					147.35	0.29	1 352.00	602.33	HARVEY Elected