



# King Island Council

## 2018 election report

### Contents

- Local Government Elections in Tasmania
- Report on the 2018 King Island Council Elections
- List of Councillors following the 2018 elections
- Councillor results
- Mayor and Deputy Mayor results
- Recount results



## Local Government Elections in Tasmania

The 2018 King Island Council election was conducted by the Tasmanian Electoral Commission in accordance with the *Local Government Act 1993*.

Candidate information booklets and complete election results for the state are published on the TEC website [www.tec.tas.gov.au](http://www.tec.tas.gov.au).

### 2018 Election timetable

Notice of election published	Saturday 8 September
Nominations opened	9am Monday 10 September
Electoral rolls closed	6pm Thursday 13 September
Nominations closed	12 noon Monday 24 September
Nominations announced	12 noon Tuesday 25 September
Ballot material received by electors	8–12 October
Polling period	8–30 October
Close of poll	10am Tuesday 30 October

### Councillor casual vacancies

Councillor casual vacancies are filled by recount. Only unelected candidates from the relevant election may contest a recount. If there are no unelected candidates able to contest the recount, or the casual vacancy is also for the mayoral position, a by-election is held. A candidate elected at a recount or by-election serves until the next council election.

No casual vacancies are filled within 6 months of the next ordinary election, unless the vacancy results in the council unable to have a quorum.

### Elector polls

A council may hold an elector poll on any issue it determines. A council may also be required to hold an elector poll following petitions from electors in accordance with Part 6 of the Act. A council is not bound by the result of an elector poll.

### Electoral system

Elections for councillor positions are conducted using a system modelled on the Hare-Clark method of proportional representation used in Tasmanian House of Assembly elections.

Mayoral and deputy mayoral elections use a preferential system similar to that used for Tasmanian Legislative Council and federal House of Representatives elections.

Voting in Tasmanian local government elections is not compulsory.

Andrew Hawkey ELECTORAL COMMISSIONER July 2019

## Report on the 2018 King Island Council Elections

Elections were held for the positions of Mayor, Deputy Mayor and 9 Councillors, all for 4 year terms.

1 207 King Island electors were enrolled for the 2018 elections, comprising 1 102 (91.30%) from the State House of Assembly roll and 105 (8.70%) from the General Manager's roll.

82.93% of King Island electors returned their ballot papers in comparison with 58.72% statewide.

### King Island Councillors

Councillors are listed in order of their election.

#### Prior to the 2018 elections

##### **Mayor**

McFIE, Duncan

##### **Deputy Mayor**

COOPER, HJ (Jim)

##### **9 Councillors**

McFIE, Duncan

CONLEY, Royce

COOPER, HJ (Jim)

BENN, Jim

MUNDAY, David

RUSSELL, Kirsty

BOWLING, David

CHIVERS, Megan Louise\*

COOKE, Ira\*

#### Following the 2018 elections

##### **Mayor**

MUNDAY, David

##### **Deputy Mayor**

ARNOLD, Julie

##### **9 Councillors**

MUNDAY, David

ARNOLD, Julie

AGATI, Luke

COOPER, Jim

GREEN, Gina

CLEMONS, Thor

McFIE, Duncan

LAIDLER, Sarina

ALLAN, Ian

\* elected by recount

### Recounts between the 2014 and 2018 elections

A recount was conducted on 5 June 2017, to fill a vacancy for councillor on the King Island Council following the resignation of Douglas Leslie Collins on 19 May 2017. Three unelected candidates from the 2014 King Island Council election contested the recount. An abstract of the count is at the back of this report.

A recount was conducted on 31 October 2017, to fill a vacancy for councillor on the King Island Council following the resignation of Sally Haneveer on 18 October 2017. One unelected candidate from the 2014 King Island Council election contested the recount. Ira Cooke was elected unopposed as councillor to serve until the 2018 ordinary election.

## The candidates

### King Island Council

enrolment 1 207

<b>Councillor</b>	14 candidates (9 to be elected)	
AGATI, Luke		Loorana
ALLAN, Ian		Currie
ARNOLD, Julie		Nugara
BOWDEN, David		Currie
BOWLING, David		Currie
CHIVERS, Megan Louise		Currie
CLEMONS, Thor		Loorana
COOKE, Ira		Currie
COOPER, Jim		Currie
GREEN, Gina		Currie
LAIDLER, Sarina		Naracoopa
McFIE, Duncan		Currie
MUNDAY, David		Pegarah
RUSSELL, Kirsty		Naracoopa

<b>Mayor</b>	4 candidates	
BOWDEN, David		Currie
COOPER, Jim		Currie
McFIE, Duncan		Currie
MUNDAY, David		Pegarah

<b>Deputy Mayor</b>	3 candidates	
AGATI, Luke		Loorana
ARNOLD, Julie		Nugara
BOWLING, David		Currie

# King Island Council - 2018 Councillor election

Polling closed at 10am 30 October 2018

Electors enrolled: 1 207

Declarations rejected: 17

Number to be elected: 9

Declarations returned: 1 001

Declarations admitted: 984

Returning Officer: Ms Justin Meeker

Response rate: 82.93%

Rejection rate: 1.70%

Count	AGATI	ALLAN	ARNOLD	BOWDEN	BOWLING	CHIVERS	CLEMONS	COOKE	COOPER	GREEN
1	81.00	32.00	151.00	36.00	32.00	20.00	70.00	18.00	77.00	49.00
2	79.52	10.09		3.78	14.51	3.15	9.46	3.15	15.14	15.14
3	160.52	42.09	151.00	39.78	46.51	23.15	79.46	21.15	92.14	64.14
4	160.52	49.59	97.00	44.07	51.15	27.08	85.89	22.58	98.57	75.94
5	- 63.52	12.09		3.02	3.52	2.01	9.07	2.52		19.15
6	97.00	61.68	97.00	47.09	54.67	29.09	94.96	25.10	98.57	95.09
7	97.00	61.76	97.00	47.26	54.67	29.26	95.30	25.18	97.00	95.43
8	97.00	2.00		1.00	1.00	4.00	0.00	2.00		5.00
9	97.00	63.76	97.00	48.26	55.67	33.26	95.30	27.18	97.00	100.43
10	97.00	0.35		0.00	0.98	0.35	1.86	0.00		
11	97.00	64.11	97.00	48.26	56.65	33.61	97.16	27.18	97.00	100.43
12	97.00	0.08		0.00	0.00	0.00		0.00		
13	97.00	64.19	97.00	48.26	56.65	33.61	97.16	27.18	97.00	100.43
14	97.00	1.37		1.37	0.00	0.00		0.00		- 3.43
15	97.00	65.56	97.00	49.63	56.65	33.61	97.16	27.18	97.00	97.00
16	97.00	0.16		0.00	0.00	0.00	- 0.16	0.00		
17	97.00	65.72	97.00	49.63	56.65	33.61	97.00	27.18	97.00	97.00
18	97.00	2.72		4.63	2.35	7.00		- 27.18		
19	97.00	68.44	97.00	54.26	59.00	40.61	97.00	0.00	97.00	97.00
20	97.00	4.00		2.00	6.00	- 31.00				
21	97.00	72.44	97.00	56.26	65.00	9.61	97.00		97.00	97.00
22	97.00	2.64		1.13	2.14	- 9.61				
23	97.00	75.08	97.00	57.39	67.14	0.00	97.00		97.00	97.00
24	97.00	0.03		0.03	0.07					
25	97.00	75.11	97.00	57.42	67.21		97.00		97.00	97.00
26	97.00	18.20		- 49.41	16.89					
27	97.00	93.31	97.00	8.01	84.10		97.00		97.00	97.00
28	97.00	4.51		- 7.81	2.78					
29	97.00	97.82	97.00	0.20	86.88		97.00		97.00	97.00

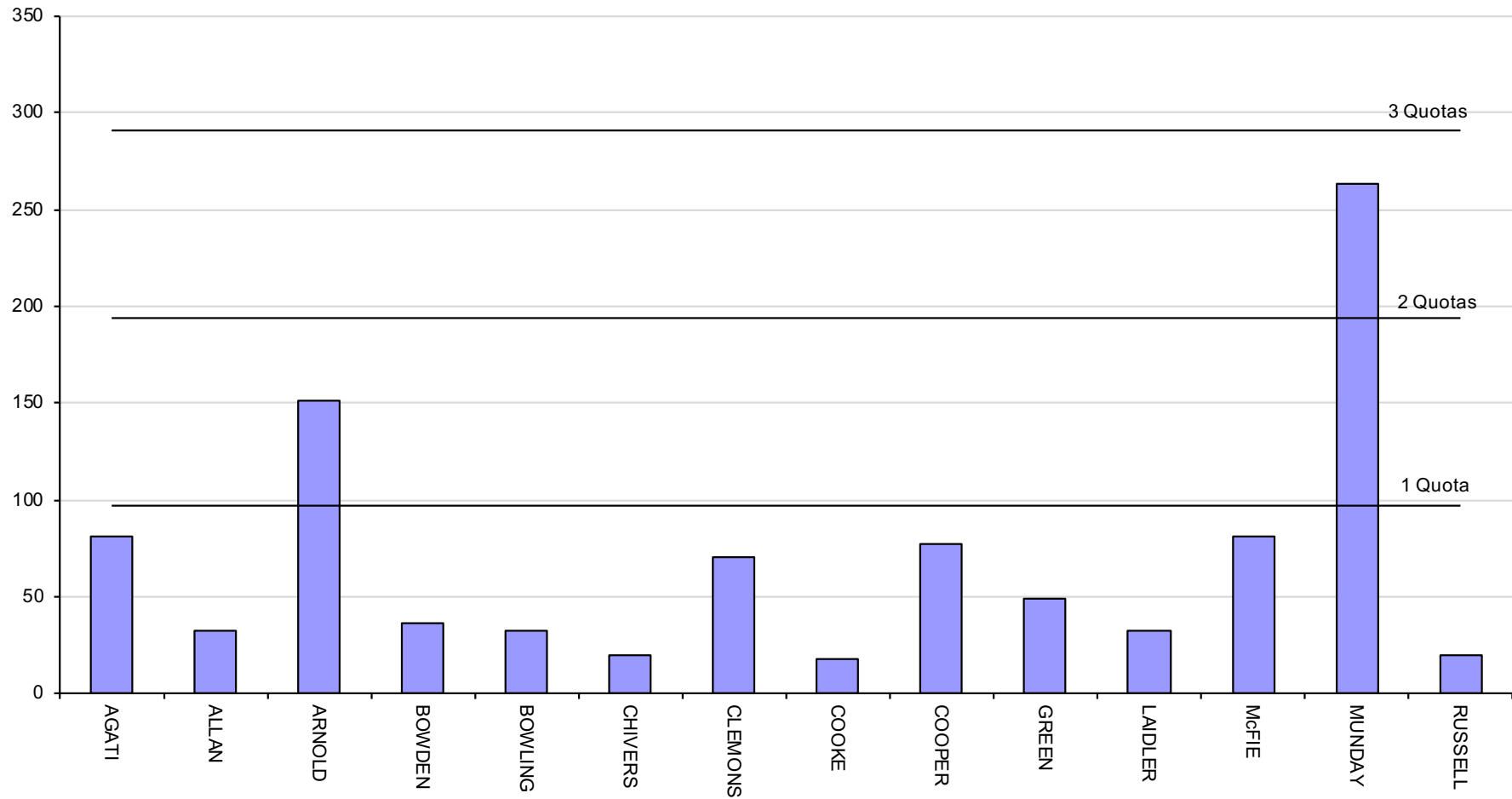
Ballot paper adjustment: 2  
 Total ballot papers: 982

Formal Votes: 962  
 Informal ballot papers: 20  
 Informality rate: 2.04%

Quota = 97

LAIDLER	McFIE	MUNDAY	RUSSELL	Votes Exhausted	Loss (Gain) by Fraction	Total Votes	Remarks
32.00	81.00	263.00	20.00		0.00	962.00	<b>MUNDAY elected 1, ARNOLD elected 2</b>
6.94	3.78	- 166.00	1.26		0.08		MUNDAY's surplus distributed
38.94	84.78	97.00	21.26		0.08	962.00	<b>AGATI elected 3</b>
5.36	0.71		1.43		0.05		ARNOLD's surplus distributed
44.30	85.49	97.00	22.69		0.13	962.00	<b>COOPER elected 4</b>
10.08	0.50		1.51		0.05		AGATI's surplus distributed
54.38	85.99	97.00	24.20		0.18	962.00	
0.08	0.17		0.08		0.06		COOPER's surplus distributed
54.46	86.16	97.00	24.28		0.24	962.00	
4.00	1.00		- 20.00		0.00		RUSSELL part excluded
58.46	87.16	97.00	4.28		0.24	962.00	<b>GREEN elected 5</b>
0.63	0.00		- 4.20		0.03		RUSSELL part excluded
59.09	87.16	97.00	0.08		0.27	962.00	<b>CLEMONS elected 6</b>
0.00	0.00		- 0.08		0.00		RUSSELL excluded
59.09	87.16	97.00	0.00		0.27	962.00	
0.68	0.00				0.01		GREEN's surplus distributed
59.77	87.16	97.00			0.28	962.00	
0.00	0.00				0.00		CLEMONS' surplus distributed
59.77	87.16	97.00			0.28	962.00	
9.45	1.00				0.03		COOKE excluded
69.22	88.16	97.00			0.31	962.00	
10.00	9.00				0.00		CHIVERS part excluded
79.22	97.16	97.00			0.31	962.00	<b>McFIE elected 7</b>
3.69					0.01		CHIVERS excluded
82.91	97.16	97.00			0.32	962.00	
0.01	- 0.16				0.02		McFIE's surplus distributed
82.92	97.00	97.00			0.34	962.00	
14.31					0.01		BOWDEN part excluded
97.23	97.00	97.00			0.35	962.00	<b>LAIDLER elected 8</b>
				0.50	0.02		BOWDEN part excluded
97.23	97.00	97.00		0.50	0.37	962.00	<b>ALLAN elected 9</b>

## 2018 King Island Councillor election - first preferences





# King Island Council

Polling closed at 10am 30 October 2018

Returning Officer: Ms Justin Meeker

## Mayor

Declarations admitted: 984

Ballot paper adjustment: 0

Total ballot papers: 984

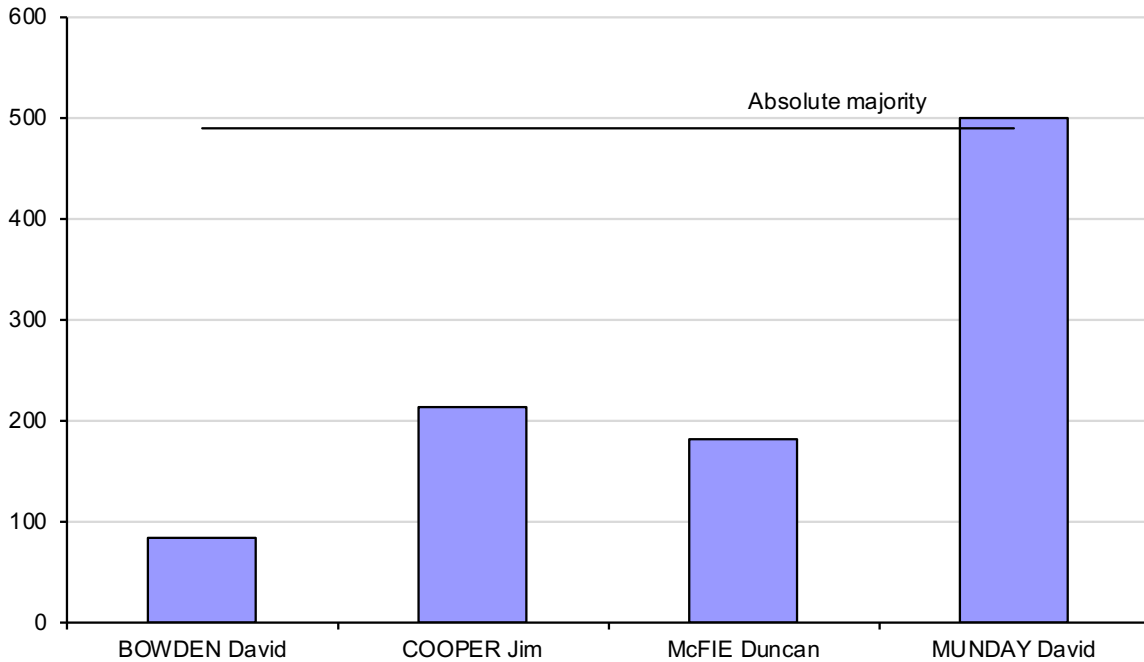
Formal Votes: 979

Informal ballot papers: 5

Informality rate: 0.51%

		<b>BOWDEN David</b>	<b>COOPER Jim</b>	<b>McFIE Duncan</b>	<b>MUNDAY David</b>	Total Votes	Absolute Majority	Remarks
Count 1	First preferences	83	214	182	500	979	490	<b>MUNDAY elected</b>

2018 King Island Mayor election - first preferences



# King Island Council

Polling closed at 10am 30 October 2018

Returning Officer: Ms Justin Meeker

## Deputy Mayor

Declarations admitted: 984

Ballot paper adjustment: 0

Total ballot papers: 984

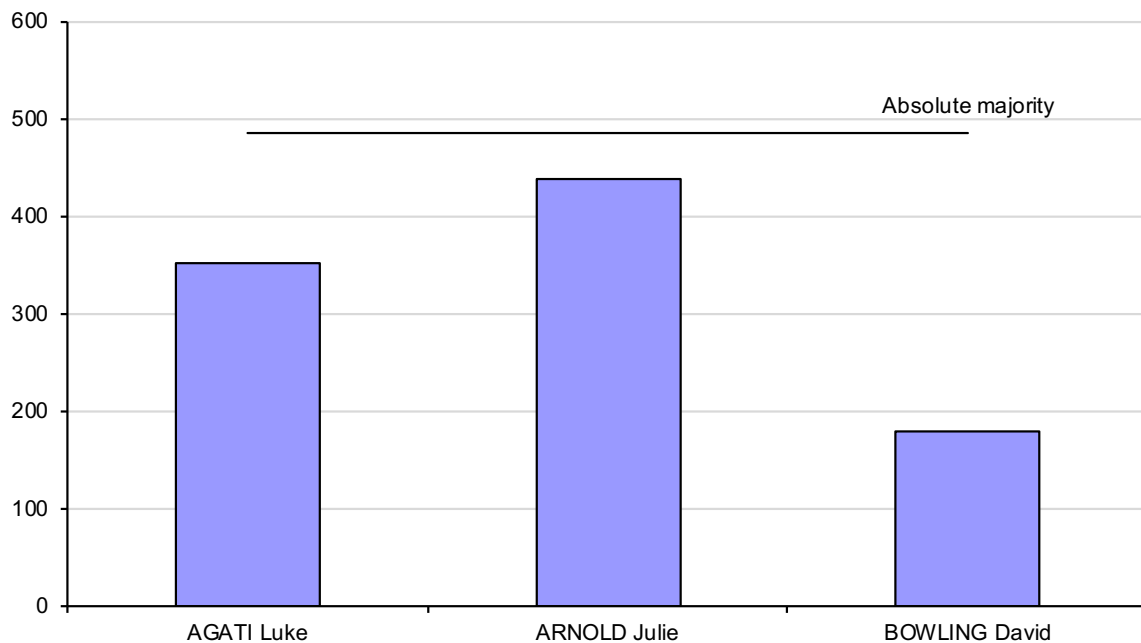
Formal Votes: 970

Informal ballot papers: 14

Informality rate: 1.42%

		AGATI Luke	ARNOLD Julie	BOWLING David	Exhausted	Total Votes	Absolute Majority	Remarks
Count 1	Progress Total	352	438	180	0	970	486	First preferences
Count 2	Votes transferred	83	63	-180	34			BOWLING excluded
	Progress Total	435	501	0	34	970	469	<b>ARNOLD elected</b>

2018 King Island Deputy Mayor election - first preferences



# King Island Council — Councillor Recount

Recount due to resignation of Douglas Leslie Collins

5 June 2017

		Candidates					Total Votes	Absolute majority	Remarks
		Megan Louise CHIVERS	Ira COOKE	Peter YOUD	Exhausted Votes	Lost by fraction			
Counts 1 - 9	Total votes	39.10	35.87	16.95	8.06	0.02	<b>100.00</b>	45.98	Collins' votes distributed
Counts 10 - 13	Votes transferred	8.25	3.35	-16.95	5.35	0.00			Youd Excluded
	Total votes	47.35	39.22	0.00	13.41	0.02	<b>100.00</b>	43.30	<b>Chivers Elected</b>

# King Island Council – Councillor Recount

Recount due to the resignation of Sally Haneveer

31 October 2017

**Ira Cooke** elected unopposed.