



Kingborough Council

2018 election report

Contents

- Local Government Elections in Tasmania
- Report on the 2018 Kingborough Council Elections
- List of Councillors following the 2018 elections
- Councillor results
- Mayor and Deputy Mayor results
- Recount results

Local Government Elections in Tasmania

The 2018 Kingborough Council election was conducted by the Tasmanian Electoral Commission in accordance with the *Local Government Act 1993*.

Candidate information booklets and complete election results for the state are published on the TEC website www.tec.tas.gov.au.

2018 Election timetable

Notice of election published	Saturday 8 September
Nominations opened	9am Monday 10 September
Electoral rolls closed	6pm Thursday 13 September
Nominations closed	12 noon Monday 24 September
Nominations announced	12 noon Tuesday 25 September
Ballot material received by electors	8–12 October
Polling period	8–30 October
Close of poll	10am Tuesday 30 October

Councillor casual vacancies

Councillor casual vacancies are filled by recount. Only unelected candidates from the relevant election may contest a recount. If there are no unelected candidates able to contest the recount, or the casual vacancy is also for the mayoral position, a by-election is held. A candidate elected at a recount or by-election serves until the next council election.

No casual vacancies are filled within 6 months of the next ordinary election, unless the vacancy results in the council unable to have a quorum.

Elector polls

A council may hold an elector poll on any issue it determines. A council may also be required to hold an elector poll following petitions from electors in accordance with Part 6 of the Act. A council is not bound by the result of an elector poll.

Electoral system

Elections for councillor positions are conducted using a system modelled on the Hare-Clark method of proportional representation used in Tasmanian House of Assembly elections.

Mayoral and deputy mayoral elections use a preferential system similar to that used for Tasmanian Legislative Council and federal House of Representatives elections.

Voting in Tasmanian local government elections is not compulsory.

Andrew Hawkey ELECTORAL COMMISSIONER July 2019

Report on the 2018 Kingborough Council Elections

Elections were held for the positions of Mayor, Deputy Mayor and 10 Councillors, all for 4 year terms.

27 310 Kingborough electors were enrolled for the 2018 elections, comprising 27 113 (99.28%) from the State House of Assembly roll and 197 (0.72%) from the General Manager's roll.

57.65% of Kingborough electors returned their ballot papers in comparison with 58.72% statewide.

Kingborough Councillors

Councillors are listed in order of their election.

Prior to the 2018 elections

Mayor

WASS, Steve

Deputy Mayor

WRIEDT, Paula

10 Councillors

BURY, Graham

WRIEDT, Paula

ATKINSON, Richard

WASS, Steve

GRACE, David Charles

FOX, Flora

WINTER, Dean

PERCEY, Michael

BASTONE, Sue*

CHATTERTON, Paul*

Following the 2018 elections

Mayor

WINTER, Dean

Deputy Mayor

WESTWOOD, Jo

10 Councillors

WINTER, Dean

ATKINSON, Richard

WASS, Steve

WESTWOOD, Jo

WRIEDT, Paula

MIDGLEY, Amanda

BASTONE, Sue

FOX, Flora

GRACE, David

STREET, Christian

* elected by recount

Recounts between the 2014 and 2018 elections

A recount was conducted on 21 January 2016, to fill a vacancy for councillor on the Kingborough Council following the resignation of Bernadette Black on 11 January 2016. Nine unelected candidates from the 2014 Kingborough Council election contested the recount. An abstract of the count is at the back of this report.

A recount was conducted on 15 March 2016, to fill a vacancy for councillor on the Kingborough Council following the resignation of Nic Street on 1 March 2016. Seven unelected candidates from the 2014 Kingborough Council election contested the recount. An abstract of the count is at the back of this report.

The candidates

Kingborough Council

enrolment 27 310

Councillor	18 candidates (10 to be elected)	
ATKINSON, Richard		Kingston
BASTONE, Sue		Kettering
BREWER, Penny		Kingston
BURLEY, Tony		Taroona
CHATTERTON, Paul		Blackmans Bay
CORDOVER, Gideon		Allens Rivulet
FOX, Flora		Howden
GRACE, David		Snug
LUCAS, Kate		Coningham
McDONALD, John		Kingston
MIDGLEY, Amanda		Howden
SCARLETT, Samantha		Bonnet Hill
SELF, Jeff		North Bruny
STREET, Christian		Blackmans Bay
WASS, Steve		Blackmans Bay
WESTWOOD, Jo		Blackmans Bay
WINTER, Dean		Kingston Beach
WRIEDT, Paula		Kingston

Mayor	4 candidates	
ATKINSON, Richard		Kingston
FOX, Flora		Howden
WASS, Steve		Blackmans Bay
WINTER, Dean		Kingston Beach

Deputy Mayor	4 candidates	
BASTONE, Sue		Kettering
CHATTERTON, Paul		Blackmans Bay
WESTWOOD, Jo		Blackmans Bay
WRIEDT, Paula		Kingston

Kingborough Council - 2018 Councillor election

Polling closed at 10am 30 October 2018

Electors enrolled: 27 310

Declarations rejected: 214

Number to be elected: 10

Declarations returned: 15 745

Declarations admitted: 15 531

Returning Officer: Ashley Cooper

Response rate: 57.65%

Rejection rate: 1.36%

Count	ATKINSON	BASTONE	BREWER	BURLEY	CHATTERTON	CORDOVER	FOX	GRACE	LUCAS	MCDONALD	MIDDLEY	SCARLETT
1	1944.00	518.00	343.00	262.00	203.00	376.00	645.00	556.00	170.00	74.00	743.00	391.00
2		142.66	36.32	42.27	70.01	46.89	82.55	88.50	36.98	12.54	30.38	46.23
3	1944.00	660.66	379.32	304.27	273.01	422.89	727.55	644.50	206.98	86.54	773.38	437.23
	- 609.00	72.67	38.21	15.97	24.43	140.65	63.59	10.65	7.20	4.07	193.60	8.45
4	1335.00	733.33	417.53	320.24	297.44	563.54	791.14	655.15	214.18	90.61	966.98	445.68
		47.96	6.57	4.59	36.93	4.73	32.85	25.36	3.54	4.20	5.91	6.17
5	1335.00	781.29	424.10	324.83	334.37	568.27	823.99	680.51	217.72	94.81	972.89	451.85
		198.78	95.77	65.05	87.34	81.92	43.97	183.12	54.81	30.72	65.65	113.24
6	1335.00	980.07	519.87	389.88	421.71	650.19	867.96	863.63	272.53	125.53	1038.54	565.09
		21.66	8.66	5.24	14.36	6.84	13.00	18.01	3.42	2.05	7.07	8.66
7 to 12	1335.00	1001.73	528.53	395.12	436.07	657.03	880.96	881.64	275.95	127.58	1045.61	573.75
		15.08	6.06	21.20	11.73	5.11	7.52	10.16	5.45	- 127.58	9.19	9.69
13 to 18	1335.00	1016.81	534.59	416.32	447.80	662.14	888.48	891.80	281.40	0.00	1054.80	583.44
		23.01	17.66	34.95	10.68	33.84	10.12	17.36	- 281.40		49.44	59.76
19 to 24	1335.00	1039.82	552.25	451.27	458.48	695.98	898.60	909.16	0.00		1104.24	643.20
		41.15	35.34	20.80	33.39	43.29	37.18	52.16			53.37	21.25
25 to 30	1335.00	1080.97	587.59	472.07	491.87	739.27	935.78	961.32			1157.61	664.45
		35.05	44.57	- 472.07	15.24	34.78	19.46	41.03			22.01	208.40
31 to 36	1335.00	1116.02	632.16	0.00	507.11	774.05	955.24	1002.35			1179.62	872.85
		90.49	37.27		- 507.11	36.84	57.85	117.56			32.91	39.83
37 to 39	1335.00	1206.51	669.43		0.00	810.89	1013.09	1119.91			1212.53	912.68
		118.82	- 604.80			107.64	59.84	59.66			138.58	65.73
40 to 42	1335.00	1325.33	64.63			918.53	1072.93	1179.57			1351.11	978.41
		13.02	- 64.63			26.39	6.51	7.42				4.96
43	1335.00	1338.35	0.00			944.92	1079.44	1186.99			1351.11	983.37
						3.58	0.89	0.89			- 16.11	5.81
44	1335.00	1338.35				948.50	1080.33	1187.88			1335.00	989.18
		- 3.35				0.49	1.11	0.86				0.62
45 to 49	1335.00	1335.00				948.99	1081.44	1188.74			1335.00	989.80
						- 927.39	291.62	175.83				243.18
50 to 52	1335.00	1335.00				21.60	1373.06	1364.57			1335.00	1232.98
						- 21.60						8.67
53	1335.00	1335.00				0.00	1373.06	1364.57			1335.00	1241.65
							- 38.06					19.26
54	1335.00	1335.00					1335.00	1364.57			1335.00	1260.91
								- 29.57				13.60
	1335.00	1335.00					1335.00	1335.00			1335.00	1274.51

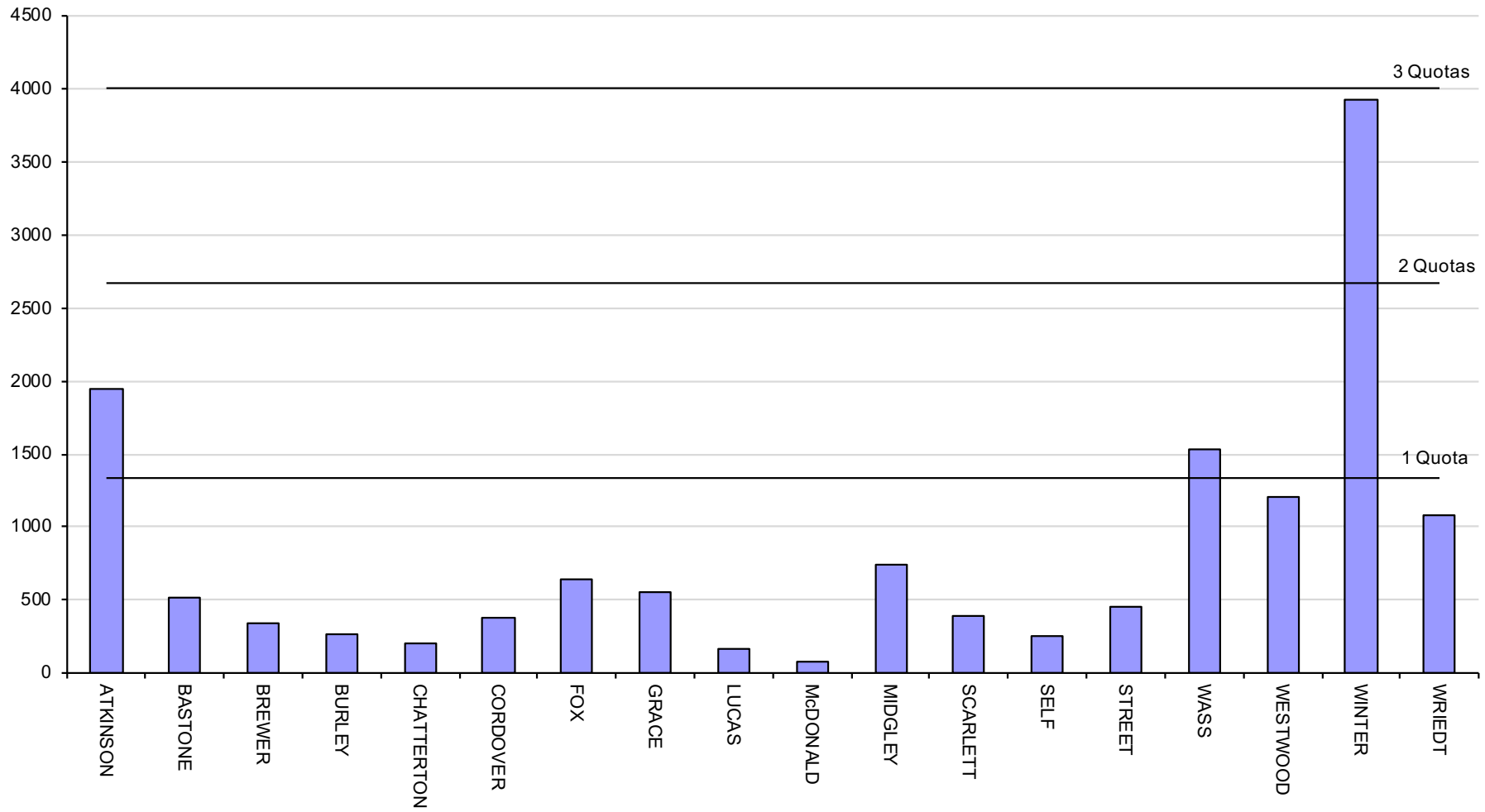
Ballot paper adjustment: 106
 Total ballot papers: 15 425

Formal Votes: 14 682
 Informal ballot papers: 743
 Informality rate: 4.82%

Quota = 1 335

SELF	STREET	WASS	WESTWOOD	WINTER	WRIEDT	Votes Exhausted	Loss (Gain) by Fraction	Total Votes	Remarks
252.00	452.00	1537.00	1208.00	3932.00	1076.00	0.00		14682.00	WINTER elected 1, ATKINSON elected 2, WASS elected 3
27.07	95.10		1443.80	- 2597.00	395.62	0.08			WINTER's surplus distributed
279.07	547.10	1537.00	2651.80	1335.00	1471.62	0.08		14682.00	WESTWOOD elected 4, WRIEDT elected 5
16.29	13.15					0.07			ATKINSON's surplus distributed
295.36	560.25	1537.00	2651.80	1335.00	1471.62	0.15		14682.00	
9.19	13.93	- 202.00				0.07			WASS' surplus distributed
304.55	574.18	1335.00	2651.80	1335.00	1471.62	0.22		14682.00	
54.21	242.15		- 1316.80			0.07			WESTWOOD's surplus distributed
358.76	816.33	1335.00	1335.00	1335.00	1471.62	0.29		14682.00	
5.93	21.66				- 136.62	0.06			WRIEDT's surplus distributed
364.69	837.99	1335.00	1335.00	1335.00	1335.00	0.35		14682.00	
13.39	12.85					0.15			McDONALD excluded
378.08	850.84	1335.00	1335.00	1335.00	1335.00	0.50		14682.00	
10.38	14.02					0.18			LUCAS excluded
388.46	864.86	1335.00	1335.00	1335.00	1335.00	0.68		14682.00	
- 388.46	50.40					0.13			SELF excluded
0.00	915.26	1335.00	1335.00	1335.00	1335.00	0.81		14682.00	
	51.43					0.10			BURLEY excluded
	966.69	1335.00	1335.00	1335.00	1335.00	0.91		14682.00	
	94.27					0.09			CHATTERTON excluded
	1060.96	1335.00	1335.00	1335.00	1335.00	1.00		14682.00	
	53.51					1.00	0.02		BREWER part excluded
	1114.47	1335.00	1335.00	1335.00	1335.00	1.00	1.02	14682.00	MIDGLEY elected 6
	6.29					0.00	0.04		BREWER excluded
	1120.76	1335.00	1335.00	1335.00	1335.00	1.00	1.06	14682.00	BASTONE elected 7
	4.02					0.89	0.03		MIDGLEY's surplus distributed
	1124.78	1335.00	1335.00	1335.00	1335.00	1.89	1.09	14682.00	
	0.24					0.00	0.03		BASTONE's surplus distributed
	1125.02	1335.00	1335.00	1335.00	1335.00	1.89	1.12	14682.00	
	183.70					33.07	(0.01)		CORDOVER part excluded
	1308.72	1335.00	1335.00	1335.00	1335.00	34.96	1.11	14682.00	FOX elected 8, GRACE elected 9
	11.34					1.62	(0.03)		CORDOVER excluded
	1320.06	1335.00	1335.00	1335.00	1335.00	36.58	1.08	14682.00	
	8.12					10.66	0.02		FOX's surplus distributed
	1328.18	1335.00	1335.00	1335.00	1335.00	47.24	1.10	14682.00	
	8.27					7.68	0.02		GRACE's surplus distributed
	1336.45	1335.00	1335.00	1335.00	1335.00	54.92	1.12	14682.00	STREET elected 10

2018 Kingborough Councillor election - first preferences



Kingborough Council

Polling closed at 10am 30 October 2018

Returning Officer: Ashley Cooper

Mayor

Declarations admitted: 15 531

Ballot paper adjustment: 65

Total ballot papers: 15 466

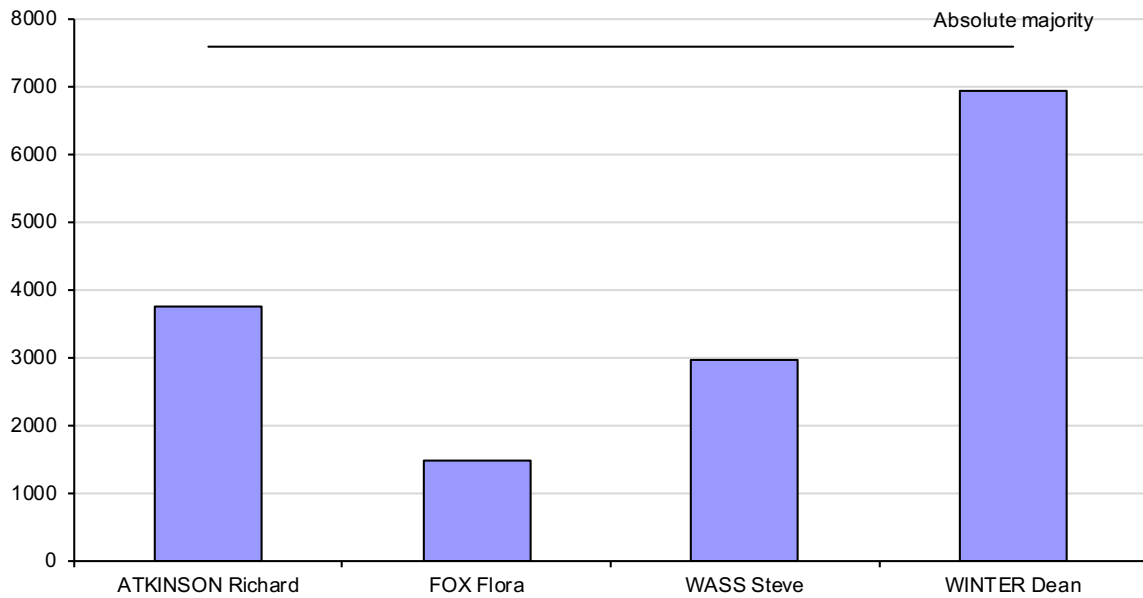
Formal Votes: 15 187

Informal ballot papers: 279

Informality rate: 1.80%

		ATKINSON Richard	FOX Flora	WASS Steve	WINTER Dean	Exhausted	Total Votes	Absolute Majority	Remarks
Count 1	Progress Total	3767	1499	2968	6953	0	15187	7594	First preferences
Count 2	Votes transferred	569	-1499	423	355	152			FOX excluded
	Progress Total	4336	0	3391	7308	152	15187	7518	
Count 3	Votes transferred	1204		-3391	1705	482			WASS excluded
	Progress Total	5540		0	9013	634	15187	7277	WINTER elected

2018 Kingborough Mayor election - first preferences



Kingborough Council

Polling closed at 10am 30 October 2018

Returning Officer: Ashley Cooper

Deputy Mayor

Declarations admitted: 15 531

Ballot paper adjustment: 66

Total ballot papers: 15 465

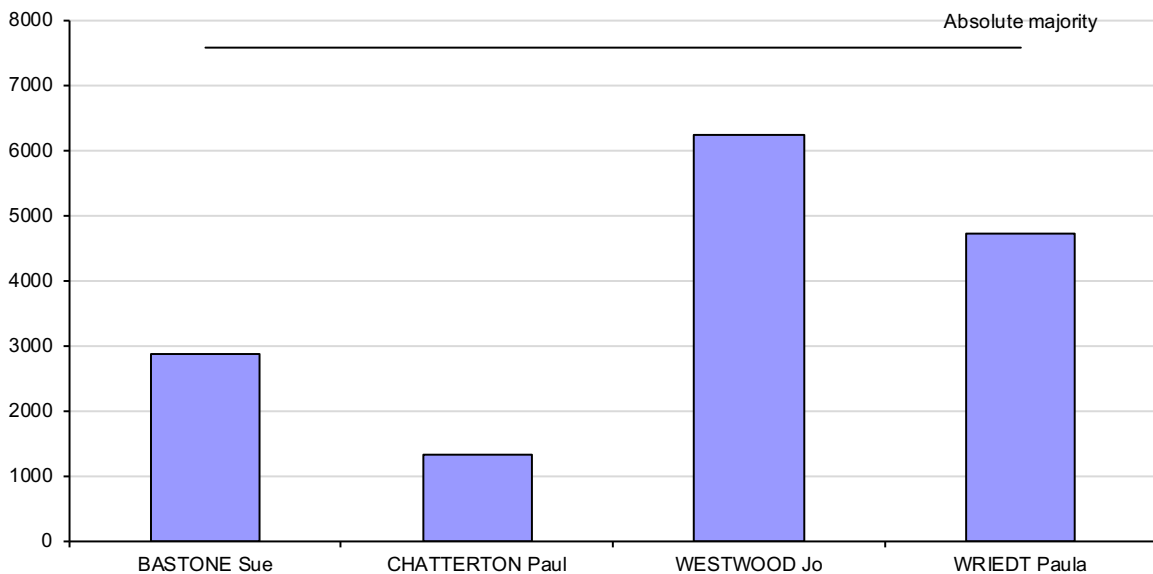
Formal Votes: 15 168

Informal ballot papers: 297

Informality rate: 1.92%

		BASTONE Sue	CHATTERTON Paul	WESTWOOD Jo	WRIEDT Paula	Exhausted	Total Votes	Absolute Majority	Remarks
Count 1	Progress Total	2870	1338	6241	4719		15168	7585	First preferences
Count 2	Votes transferred	440	-1338	414	337	147			CHATTERTON excluded
	Progress Total	3310	0	6655	5056	147	15168	7511	
Count 3	Votes transferred	-3310		1602	1303	405			BASTONE excluded
	Progress Total	0		8257	6359	552	15168	7309	WESTWOOD elected

2018 Kingborough Deputy Mayor election - first preferences



Kingborough Council Councillor Recount

Recount due to resignation of Bernadette Black

21 January 2016

		BARWICK Emily Jean	BASTONE Sue	CHATTERTON Paul	KLING René	McGINNISS Roger	NOLAN Susan	REARDON Dale	RUNDLE Nell	SOMMERVILLE Donna	Exhausted Votes	Lost by fraction	Total Votes	Absolute majority	Remarks
Count 1	Total	160.29	194.77	159.20	137.37	78.69	112.30	78.09	101.98	160.17	0.13	0.01	1 183.00	591.44	Distribution of BLACK
Count 2	Votes transferred	16.78	9.25	3.98	10.55	2.64	5.95	- 78.09	10.99	16.83	1.00	0.12			REARDON excluded
	Progress total	177.07	204.02	163.18	147.92	81.33	118.25	0.00	112.97	177.00	1.13	0.13	1 183.00	590.94	
Count 3	Votes transferred	9.27	13.13	22.87	10.23	- 81.33	13.09		4.29	5.02	3.37	0.06			McGINNISS excluded
	Progress total	186.34	217.15	186.05	158.15	0.00	131.34		117.26	182.02	4.50	0.19	1 183.00	589.26	
Count 4	Votes transferred	32.52	29.38	7.06	7.36		16.10		- 117.26	18.46	6.26	0.12			RUNDLE excluded
	Progress total	218.86	246.53	193.11	165.51		147.44		0.00	200.48	10.76	0.31	1 183.00	586.13	
Count 5	Votes transferred	21.30	29.55	28.53	13.67		- 147.44			36.23	18.11	0.05			NOLAN excluded
	Progress total	240.16	276.08	221.64	179.18		0.00			236.71	28.87	0.36	1 183.00	577.07	
Count 6	Votes transferred	31.11	50.84	53.24	- 179.18					22.61	21.36	0.02			KLING excluded
	Progress total	271.27	326.92	274.88	0.00					259.32	50.23	0.38	1 183.00	566.39	
Count 7	Votes transferred	61.12	107.53	60.65						- 259.32	30.02	0.00			SOMMERVILLE excluded
	Progress total	332.39	434.45	335.53						0.00	80.25	0.38	1 183.00	551.38	
Count 8	Votes transferred	- 332.39	201.90	83.05							47.53	- 0.09			BARWICK excluded
	Progress total	0.00	636.35	418.58							127.78	0.29	1 183.00	527.62	BASTONE elected

Kingborough Council Councillor Recount

Recount due to resignation of Nic Street

15 March 2016

		Candidates							Exhausted	Lost by	Total	Absolute	Remarks
		BARWICK Emily Jean	BUSH Julian	CHATTERTON Paul	KLING René	McGINNISS Roger	RUNDLE Nell	SOMMERVILLE Donna	Votes	fraction	Votes	majority	
Count 1	Total	101.95	88.76	281.24	218.84	246.97	87.89	147.65	9.66	0.04	1 183.00	586.68	Distribution of Street
Count 2	Votes transferred	29.88	6.15	8.78	11.42	14.06	- 87.89	11.42	6.15	0.03			RUNDLE excluded
	Progress total	131.83	94.91	290.02	230.26	261.03	0.00	159.07	15.81	0.07	1 183.00	583.60	
Count 3	Votes transferred	15.82	- 94.91	21.09	15.82	15.82		14.94	11.42	0.00			BUSH Excluded
	Progress total	147.65	0.00	311.11	246.08	276.85		174.01	27.23	0.07	1 183.00	577.89	
Count 4	Votes transferred	- 147.65		23.73	37.79	25.48		29.88	30.76	0.01			BARWICK Excluded
	Progress total	0.00		334.84	283.87	302.33		203.89	57.99	0.08	1 183.00	562.51	
Count 5	Votes transferred			53.61	55.37	40.42		- 203.89	54.49	0.00			SOMMERVILLE Excluded
	Progress total			388.45	339.24	342.75		0.00	112.48	0.08	1 183.00	535.27	
Count 6	Votes transferred			166.11	- 339.24	110.74			62.40	- 0.01			KLING Excluded
	Progress total			554.56	0.00	453.49			174.88	0.07	1 183.00	504.07	CHATTERTON Elected